



Rechargeable
ROLLING MASSAGER

HMG2001



Instruction Manual

Rechargeable **ROLLING MASSAGER**

Disclaimer: All self-care plans carry inherent risks.

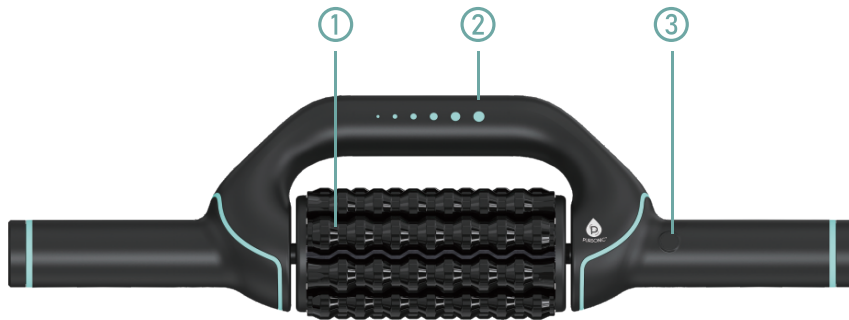
Before beginning this or any treatment plan, please consult your healthcare professional.

This product is not intended to diagnose, treat, cure, or prevent any medical condition.


We are not responsible for any harm or damage resulting from use.

Use at your own risk. This product is not intended for any purpose other than its designated use.

GET TO KNOW YOUR MASSAGER



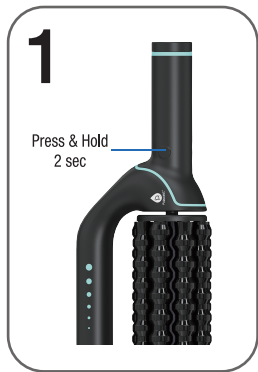
1. Roll Cage (Massage Rollers)
2. Power Indicator Lights
3. Power Button



4. Charging Port
5. Hand Grips

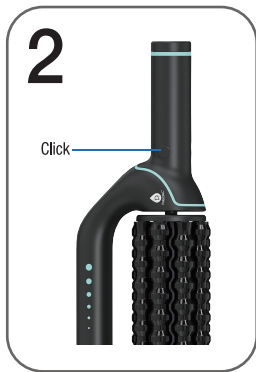
HOW TO USE

Be sure to read all warnings & instructions before operating.



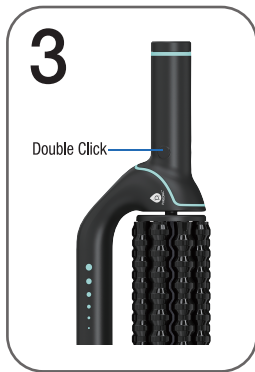
1. Power On

Firmly press and hold the power button on the top of the handle for about 2 seconds. The roll cage will start spinning automatically.



2. Set Speed

Each short press of the power button sets the speed (1–6), as indicated by the lights above.



3. Reverse Scrolling

Double-press the power button to activate the reverse function. The rollers will spin in the opposite direction.




4. Power Off

Firmly press and hold the power button on the top of the handle until the device turns off.

COMPLETE BODY WELLNESS




Back



Calves



IT Bands & Glutes



Shoulders



Thighs & Quads

SAFETY INSTRUCTIONS

Before using or charging the massager, read all instructions, warnings, and cautionary notes in this manual, on the charger, and on the RPM Mini.

- The massager is intended for home use only and should not be used by children.
- Do not use the massager on your head, face, or genitals.
- Do not use while sleeping. Consult your doctor before using this device if you are pregnant.
- Do not use near loose hair or clothing that may get entangled.
- Do not use near water, or charge the device near water or fire.
- Do not use the massager above your throat or C4 vertebra.
- Do not get the massager wet. Clean only with a lightly damp cloth.
- Do not block the motor vents or allow the device to

come into contact with other objects while in use.

- Do not use the device while charging.
- Do not operate the device if it is malfunctioning or if the cord or plug is visibly damaged.
- Never attempt to disassemble the massager.

OPERATING CONDITIONS & WARNINGS

- Only use in environments where the temperature is above 0°C / 32°F. Charge the massager only when the ambient temperature is between 0°C / 32°F and 40°C / 104°F.
- The device may feel warm while charging. This is normal.
- Never submerge the device or any handheld parts in water.
- For long-term storage, the massager must be unplugged.
- The massager should be fully charged but should not be stored while plugged into the charger.
- This product is not intended to diagnose, treat, cure, or prevent any disease. If you are injured or have a medical condition, consult your doctor before using this product.
- Improper use of this device may result in serious injury or death.
- While the device is designed to be safe, misuse may cause unintended harm.
- Do not use this product if you suspect it may worsen existing conditions or injuries.
- You assume all risks associated with the use of the massager.

90 days limited Warranty Parts and Labor
PLEASE READ BEFORE USING DEVICE

PURSONIC warrants this product to be free of defects in material and workmanship for a period of one year covering parts and labor from the date of original purchase. To obtain repair or replacement within the terms of this warranty, please return the product with proof of warranty coverage (copy of receipt), description of defect, transportation prepaid to:



PURSONIC®

160 West 28th St
NEW YORK, NY 10001

This warranty does not apply to any products that has been damaged through alteration, mishandling, misuse or negligence. The extent of PURSONIC's liability under this warranty is limited to the repair or replacement provided above and in no event shall the company's liability exceed the purchase price paid by the purchaser for the product. This warranty gives you specific legal rights and you may also have other rights which vary from state to state. A minimum of \$10 will be charged for any repair service beyond 90 days from the date of original purchase. Also a \$10 money order made payable to PURSONIC must be included to cover return shipping and handling charges.

For customer service in the USA please call 212-414-1798 info@pursonicusa.com www.pursonicusa.com
Distributed by SAMSONIC, New York, NY 10001 USA

