



5 YEAR
WARRANTY

PUREDRY™ DELUXE DEHUMIDIFIER



USER MANUAL
MODEL: PEDEHLRG

TABLE OF CONTENTS



WARNINGS & PRECAUTIONS 4

FCC NOTICE & PRODUCT SPECIFICATIONS 5

INTRODUCTION & PRODUCT DIAGRAM.....6

OPERATING INSTRUCTIONS.....7

REMOVING THE WATER TANK..... 8

CLEANING & STORAGE..... 9

TROUBLESHOOTING..... 10

WARRANTY & PRODUCT REGISTRATION..... 11

WARNINGS AND PRECAUTIONS



Read the entire instruction manual before operation. Failure to adhere to the following warnings can cause harm to you or the product.

- This product is intended for indoor household use only and not for commercial, industrial or outdoor use.
- Close supervision is necessary when any appliance is used by or near children and pets.
- This product should be kept in an upright position at all times to avoid damage. Always place on a level, flat surface during operation.
- Check the household voltage to ensure it matches the product's rated specification before operating.
- Ensure that the air inlets and outlets are not blocked or covered.
- Never place anything on top of the product. DO NOT cover with any kind of material while in use.
- DO NOT place the product too close to curtains or other objects. Allow at least a foot of space between the product and other objects.
- DO NOT operate the product with a damaged cord or plug, after it malfunctions or after it has been dropped or damaged in any way.
- DO NOT switch the product on when the water tank is full or when the product is upside down.
- To prevent electrical shock, DO NOT spray the product, plug or cord with liquids. Never submerge any part of the product in water.
- Always unplug the product when not in use or when moving location. To disconnect from the power supply, grip the plug and pull from the power socket. Never pull by the cord.
- Never unplug the power cord with the product turned on.
- DO NOT run the power cord under carpeting, or cover with rugs or runners. Arrange the cord away from areas where it may be tripped over.
- Where possible, avoid the use of an extension cable as it may overheat and cause a risk of fire. Only use an extension cord after ensuring it is in perfect condition.
- Never operate or store the product in direct sunlight.
- Always empty the water tank before storing the product.
- DO NOT attempt to repair or adjust any electrical or mechanical functions on PureDry. Doing so will void the warranty. The inside of this product contains no user serviceable parts.

FCC NOTICE

Model: PureDry Deluxe Dehumidifier (PEDEHLRG)

This device complies with part 15 of the FCC Rules. Operation is subject to the following two conditions: (1) This device may not cause harmful interference, and (2) this device must accept any interference received, including interference that may cause undesired operation.

Pure Enrichment
5985 Schaefer Ave.
Chino, CA 91710
pureenrichment.com

The product is protected against unauthorized use. DO NOT modify without manufacturer's authorization, or user's authority to operate could be voided.

Note: This equipment has been tested and found to comply with the limits for a Class B digital device, pursuant to part 15 of the FCC Rules. These limits are designed to provide reasonable protection against harmful interference in a residential installation. This equipment generates, uses and can radiate radio frequency energy and, if not installed and used in accordance with the instructions, may cause harmful interference to radio communications. However, there is no guarantee that interference will not occur in a particular installation. If this equipment does cause harmful interference to radio or television reception, which can be determined by turning the equipment off and on, the user is encouraged to try to correct the interference by one or more of the following measures:

- Reorient or relocate the receiving antenna.
- Increase the separation between the equipment and receiver.
- Connect the equipment into an outlet on a circuit different from that to which the receiver is connected.
- Consult dealer or an experienced radio/TV technician for help.

PRODUCT SPECIFICATIONS

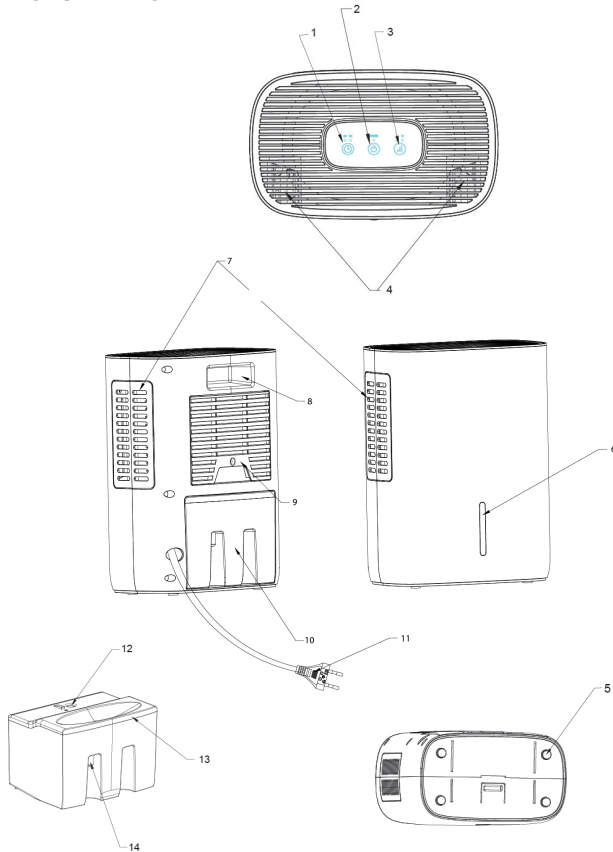
Dimensions:	9.1" W x 5.4" D x 12" H
Tank Capacity:	1.5L
Power:	120V, 60Hz, 75W
Weight:	5 lbs
Absorption Rate:	Approx. 20 oz per day*

**Absorption rate may vary depending on room temperature and relative humidity. Estimate is based on 86°F and 80% relative humidity.*

INTRODUCTION

Thank you for purchasing the PureDry Deluxe Dehumidifier by Pure Enrichment. This product is the perfect size for removing excess moisture from medium-sized rooms, closets and bathrooms. The product diagram below details all of the components you will find inside the box.

PRODUCT DIAGRAM



PRODUCT DIAGRAM (CONT'D)

- | | |
|--------------------------|--------------------------|
| 1. Timer Button | 8. Easy Carry Handle |
| 2. Power Button | 9. Back Air Intake |
| 3. Low/High Speed Button | 10. Removable Water Tank |
| 4. Air Intake | 11. Power Cord |
| 5. Rubber Feet | 12. Floater |
| 6. Water Tank Window | 13. Reservoir Cover |
| 7. Side Air Outlet | 14. Hose Hookup |

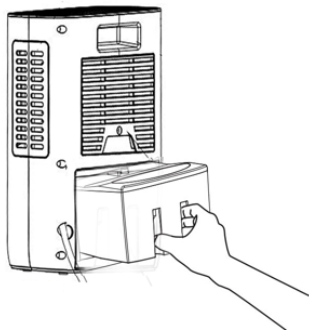
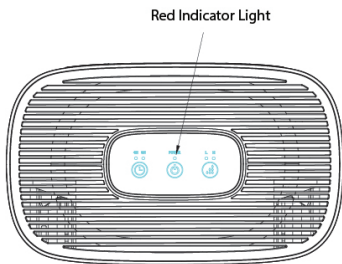
OPERATING INSTRUCTIONS

1. Properly position the product in the room to be dehumidified by placing it on a flat, level surface. Take care to ensure there is no obstruction blocking the airflow into the air inlet and dry air outlet.
2. Plug the AC power cord into an electrical outlet.
3. Push the Power Button to turn the product on. The power light will turn blue to let you know the product is working.
4. To adjust the rate of dehumidification, press the Low/High Speed Button until the setting you want illuminates. The "I" light will illuminate when the product is on low. The low setting is ideal for rooms with low to medium humidity levels. The "II" light will illuminate when the product is on high. Use this setting for rooms with high humidity levels.
5. Use the Timer Button to set a 4-hour or 8-hour timer. This feature shuts the product off automatically after the selected time has elapsed. If no timer setting is selected, the product will run continuously until you turn it off or the water tank is full.

REMOVING THE WATER TANK

When the water tank is full, the product will automatically power off and the power light will turn red to let you know it's time to empty the water tank.

- To continue using the product, turn it off, remove the water tank, and empty it. Place the tank back inside the product. Turn it on.
- DO NOT re-use or consume the water collected in the tank as it may contain germs, bacteria, fungi, and microorganisms.



CLEANING & STORAGE

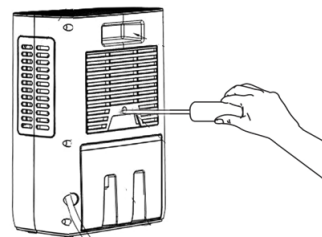
Before cleaning the product, turn it off and unplug it from the electrical outlet to prevent electric shock or accidents.

Cleaning the Exterior of the Product

- Use a soft cloth to clean the surface of the product and a cotton swab to wipe the dust from the grill of the air intake and air outlet.
- Clean only the exterior of the product. Attempting to clean the inside of the product may cause product damage or electric shock.

Cleaning the Water Tank

- Remove the water tank and empty any collected water in the kitchen or bathroom sink.
- DO NOT re-use or consume the water collected in the tank as it may contain germs, bacteria, fungi, and microorganisms.
- Place the water tank and water tank cover under warm running water. A soft cloth and mild dish detergent may be used to clean away any residue. Thoroughly rinse away any dish detergent.
- Use a soft towel to dry the water tank and water tank cover or let them air dry before placing them back into the dehumidifier.



Cleaning the Back Air Intake

To clean the back air intake, use a screwdriver to unscrew it from the unit, then use water to wash it. Dry it completely before screwing it back on to the unit.

Storing the Dehumidifier

1. Empty and clean the water tank. Wipe it dry with a clean, dry cloth, and reinstall it into the product.
2. Pack the dehumidifier into a box or its original packaging to keep dust from collecting on the product.
3. Store in a cool and dry place.

TROUBLESHOOTING

Problem	Probable Cause	Solution
Product is not powering on	Power cable not plugged in	Plug in power cable
	Household circuit breaker	Reset your circuit breaker. If necessary, contact a licensed electrician.
	Product is damaged or in need of repair	Stop operating and unplug the power source. Contact Customer Service for assistance.
	The water tank is full or the tank is not put in correctly.	Empty the water tank and put it back, or reinstall the tank correctly.
Product stops de-humidifying/ No air comes out from air outlet.	Fan has overheated causing the product to stop operation.	The product will start working automatically when the fan has cooled down.
	Air intake or air outlet is blocked.	Remove any blockage from the air inlet or outlet.
Too Noisy	Product is not on a stable surface.	Move the product to a stable, flat surface.

WARRANTY

PureDry comes with an industry-leading 5 Year Warranty that begins on the date of purchase.

The warranty applies to the dehumidifier and necessary parts and labor relating thereto. The warranty does not apply to damage resulting from failure to follow the operating instructions, accidents, abuse, alterations or disassembly by unauthorized individuals.

PRODUCT REGISTRATION

To ensure your full warranty and to receive product updates and streamlined customer support, remember to register your product at:

pureenrichment.com

PRODUCT SUPPORT

We've got you covered with a hassle-free warranty and friendly product support that responds within 1 business day.

help@pureenrichment.com
(657) 275-3737

(Available Monday-Friday, 8am-5pm PST)



Chino, CA 91710
pureenrichment.com

REV: 06.17.25