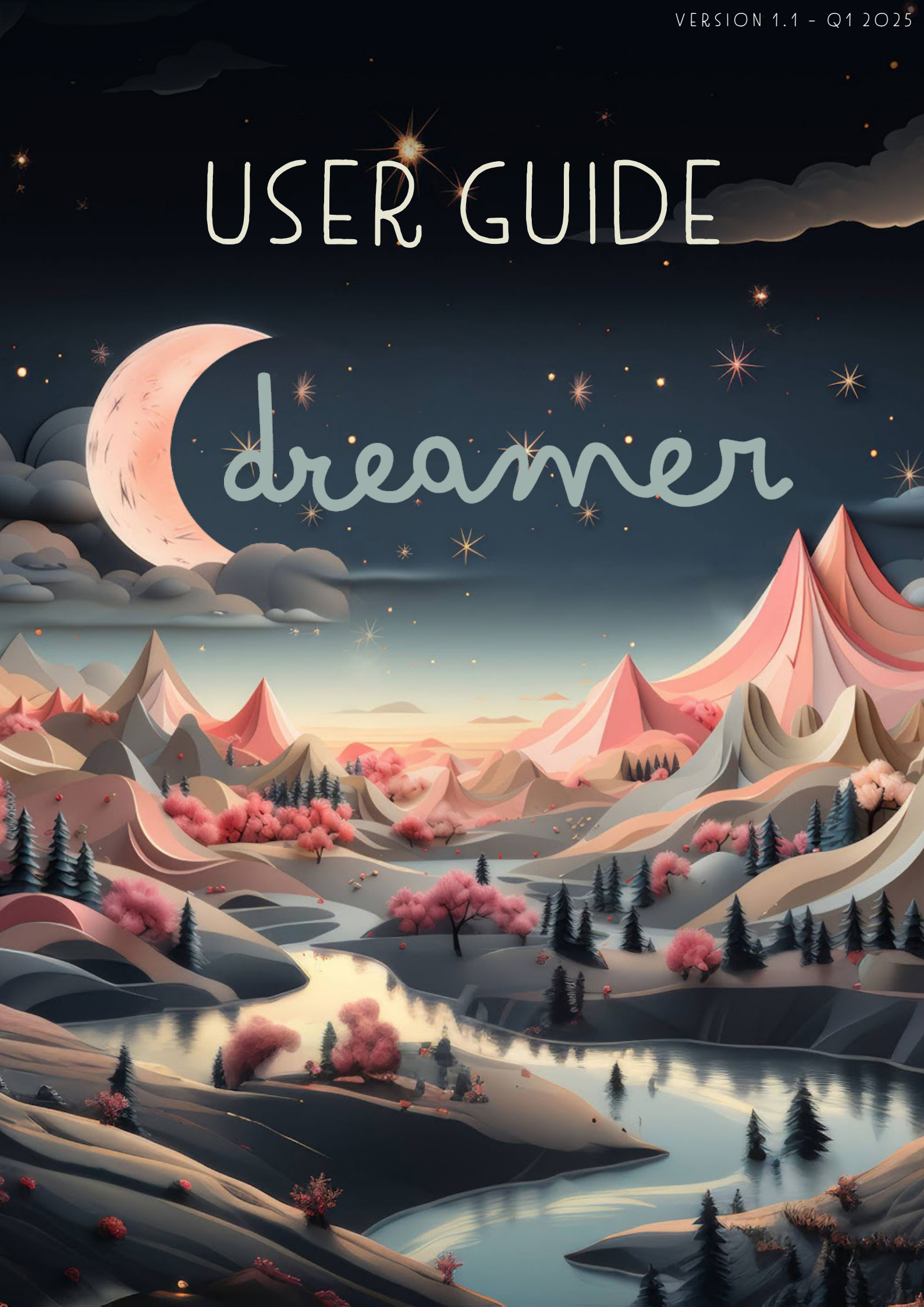


USER GUIDE

dreamer



WELCOME LETTER

Dreamers,

We are delighted to welcome you to the Dreamer family! We are excited for you to embark on a journey with us that promises restful nights and joyful mornings. Our innovative baby sound machine is designed to enhance your child's sleep experience. Developed with care and grounded in scientific research, the Dreamer combines modern technology with thoughtful design to create a sleep solution like no other. Some of the features we are most proud of are:

- Food Grade, BPA Free Silicone
- A Golden Ratio Inspired Sound Port
- A Magnetic Clasp with Proprietary Silicone Strap
- Custom "Dreamscapes" with 432 and 528 Frequencies
- An Evolving iOS App
- Bluetooth Low Energy (BLE) Connectivity

Thank you for trusting us with your family and your sleep. Sleep is vital for early childhood development. According to the Sleep Foundation, high-quality sleep supports everything from cognitive development to emotional regulation and physical growth. The Dreamer supports your baby's health by creating the perfect sleep environment—both at home and on the go!

From our Family to Yours!

Joshua Bronfman & Nikolaus Wogen

Quiet Time LLC, Dreamer

623.208.1472

Josh@sleepwithdreamer.com Nik@sleepwithdreamer.com



INDEX

| | |
|-------------------------|--------|
| 1. Quick Start..... | Page 1 |
| 2. Dreamer Strap..... | Page 3 |
| 3. Soundscapes..... | Page 5 |
| 4. Dreamer Diagram..... | Page 6 |
| 5. Dreamer iOS App..... | Page 7 |

QUICK START





GETTING STARTED

Moon Button: The MOON button starts the Dreamer. One press of the Moon Button wakes the Dreamer up, playing our original Dreamer lullaby.

The second function of the moon button is the sleep timer. To activate a 60 minute timer, double-click the moon button and the lights will flash. To deactivate the timer, double click again and lights will go solid for one second.

Cloud Button: The CLOUD button has two features...The first changes our custom soundscapes.

The second function of the CLOUD button is to put the Dreamer to sleep. Hold down the Cloud button for three seconds, and your Dreamer immediately goes to sleep, and is ready for the next time you or your little one needs some guidance to sleep.






DREAMER STRAP

Our proprietary Dreamer Strap is made of the same silicone as the Dreamer, but combines an amazingly strong magnet to allow parents to disconnect using one hand, but also have the peace of mind that your dreamer will be safe no matter where you attach it.



SOUNDSCAPES

WE HAVE CURATED EIGHT SOUNDSCAPES TO
PERSONALIZE YOUR DREAMER EXPERIENCE



Our specially designed Golden Ratio Sound port combines the scientific natural shape with the beauty of this naturally occurring mathematical sequence (Fibonacci) to help the frequencies resonate.

- 1) Our custom 528 frequency Dreamer Lullaby was inspired by our own kids and love for classic lullabies.
- 2) This 432 frequency Lullaby was also curated with our love of historical sleep sounds.
- 3) Our heartbeat soundscape emulates a parent's heartbeat for a comforting and familiar sound interwoven with 432 Frequency.
- 4) Soothing ocean sounds interwoven with 528 Frequency.
- 5) Calming Pink Noise interwoven with 432 Frequency.
- 6) Relaxing rain soundscape interwoven with 528 Frequency a mother's calming shushing assurance with two different variations.

VOLUME BUTTON

VOLUME UP/DOWN
WHEN DREAMER WAKES UP IT IS SET AT
THE DEFAULT SAFE DECIBEL LEVEL

GLOWING STARS

TWINKLING AMBER LED STARS
HELP PROMOTE SLEEP AND
A NIGHTTIME ATMOSPHERE



CLOUD BUTTON

SINGLE PRESS
CHANGE SOUNDSCAPE
3 SECOND HOLD
PUT DREAMER TO SLEEP



MOON BUTTON

SINGLE PRESS
WAKE DREAMER FROM SLEEP
DOUBLE CLICK
SLEEP TIMER 60 MIN (LIGHTS
FLASH 6x)
DOUBLE CLICK
STOP SLEEP TIMER (LIGHTS
SOLID 1 SECOND)

SOUND PORT

INTERNAL GOLDEN RATIO
BASED SOUND PORT FOR
INTENTIONAL FREQUENCIES
FOR SLEEP

MAGNETIC CLASP

AUTOMATIC LOCKING MAGNET
FOR USE WITH DREAMER STRAP
AND OTHER DREAMER ADD ONS



SILICONE STRAP

BPA FREE SILICONE STRAP TO
MAKE YOUR DREAMER MOBILE
AND MOVE FROM ONE PLACE
TO ANOTHER

CHARGING PORT

USB-C CHARGING PORT TO
CHARGE ON THE GO

DREAMER APP

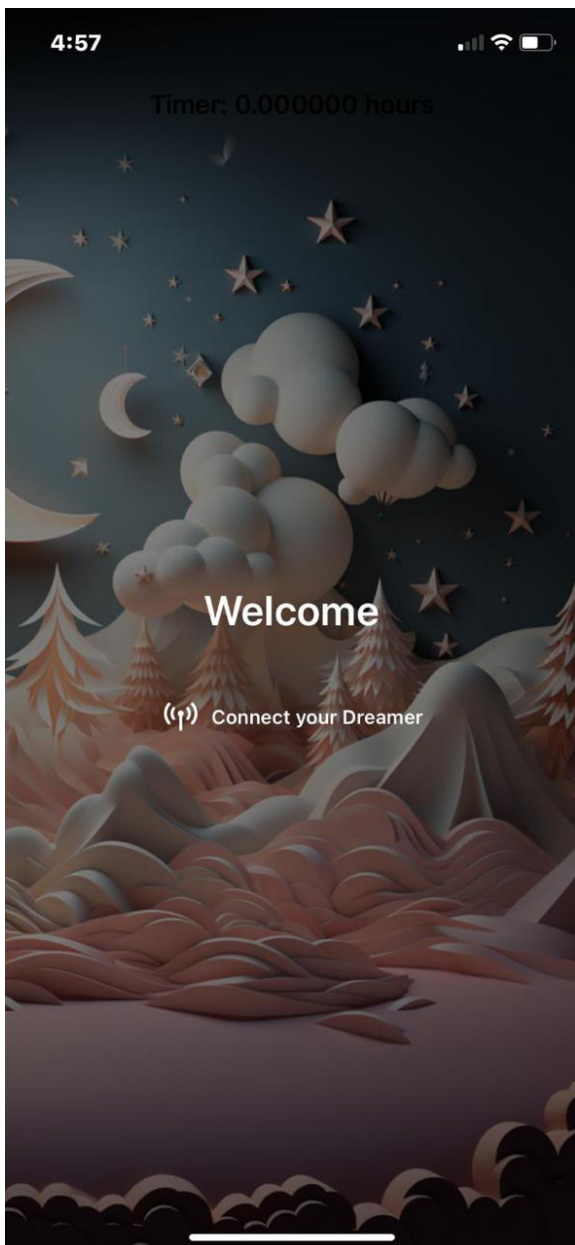


GETTING STARTED

After you have downloaded our iOS app from the Apple App Store, simply launch the app and you will be prompted to

“Connect Your Dreamer”

Our App will automatically search for your Dreamer and connect. Be sure that your Dreamer is on and playing a soundscape for it to be able to connect.



USING THE APP

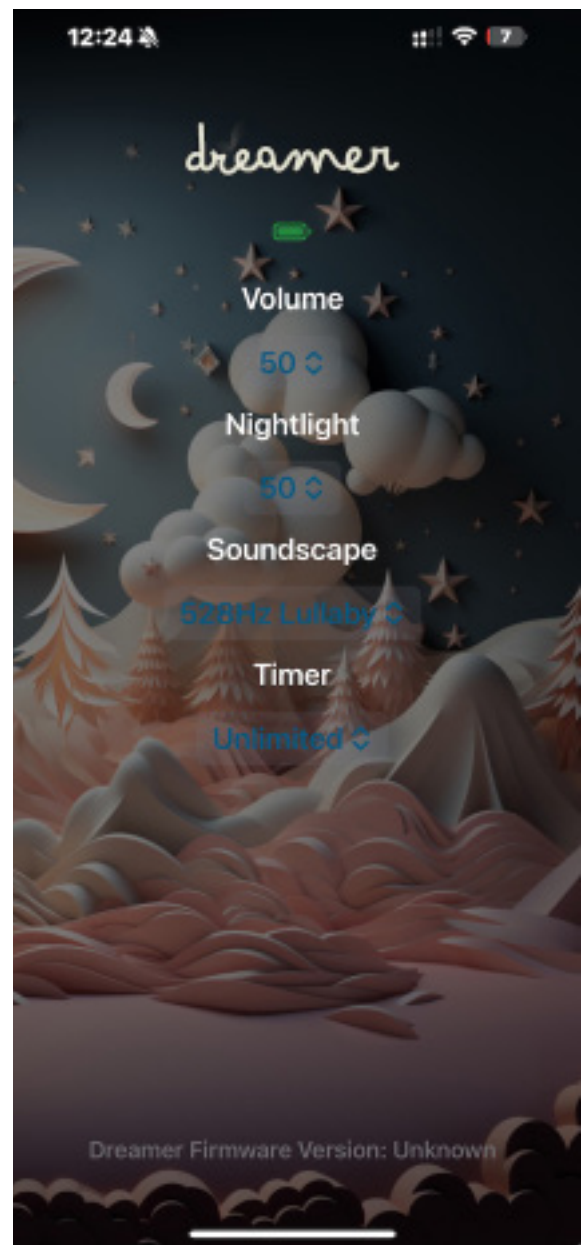
Battery Level: Below the Dreamer logo on the home screen you will see a battery level indicator, just like your phone.

Volume: Use the drop down menu to control the volume of your Dreamer.

LED Brightness: Use the drop down menu to control the brightness of your Dreamer.

Song Selection: Use this to select the soundscape that is playing on your Dreamer.

Song Selection: Use this to the sleep timer on your Dreamer.



Disclaimer: Safe Volume Usage for The Dreamer Baby Sound Machine

The Dreamer Baby Sound Machine is designed to provide soothing sounds at a default starting volume of 65 decibels (dB), within the safe and recommended range for infants and young children, as supported by pediatric health guidelines. While The Dreamer has the capability to exceed this volume, it is strongly advised to avoid increasing the volume above 65 dB to ensure the safety and comfort of your child.

By using The Dreamer, you acknowledge and agree to the following terms:

1. User Responsibility: You assume full responsibility for monitoring and adjusting the volume of The Dreamer. If the volume is increased beyond the recommended 65 dB, you accept full liability for any consequences, including but not limited to potential hearing damage, discomfort, or other adverse effects.
2. No Liability: The manufacturer and distributor of The Dreamer disclaim all liability for any incidents, injuries, or damages that may arise from using the product at a volume level exceeding 65 dB.
3. Recommended Use: Always refer to the product manual for proper usage guidelines and ensure the sound machine is placed safely from the child to prevent excessive sound exposure.

By continuing to use The Dreamer, you acknowledge that you have read, understood, and agreed to the terms of this legal notice.

If you have any questions or concerns about safe usage, please contact our customer support team for assistance.

Disclaimer: Safe Use of Lithium-Ion Batteries and Charging Cable for The Dreamer Baby Sound Machine

The Dreamer Baby Sound Machine is powered by a high-quality lithium-ion battery for optimal performance. To ensure the safety and longevity of your product, please carefully review and adhere to the following guidelines regarding battery usage and charging:

1. Approved Battery Use:

The Dreamer is designed to function with the included lithium-ion battery. Do not replace the battery with third-party or incompatible alternatives, which may damage the device, reduce performance, or cause safety hazards.

2. Proper Charging:

- Use only the charging cable provided with The Dreamer or a certified replacement from the manufacturer. Third-party chargers or cables may not meet safety standards and can cause overheating, fire, or damage to the device.
- Avoid charging the device in extreme temperatures (below 32°F / 0°C or above 104°F / 40°C) as this may reduce battery life or lead to unsafe conditions.

3. Battery Handling:

- Do not disassemble, puncture, crush, or expose the lithium-ion battery to water or fire. Mishandling the battery can lead to leakage, explosion, or other hazardous situations.
- If the battery shows signs of damage (e.g., swelling, leaking, or unusual odors), discontinue use immediately and contact customer support for replacement or disposal instructions.

4. No Liability for Improper Use:

The manufacturer and distributor of The Dreamer are not liable for any damage, injury, or incidents caused by:

- The use of third-party batteries, chargers, or cables.
- Failure to follow proper charging and handling instructions.
- Attempts to modify or tamper with the battery or device.

5. Disposal:

Dispose of the lithium-ion battery in accordance with local regulations for hazardous waste. Do not dispose of the battery in household trash.

By using The Dreamer, you acknowledge that you have read, understood, and agree to the terms of this legal notice.
Failure to comply with these guidelines is done at your own risk.

For questions or assistance, please contact our customer support team.

dreamer

Designed in the USA | Manufactured in China
Quiet Time LLC, Scottsdale, AZ, USA



For infants 0+ WARNING: Not waterproof. Do not expose to water or moisture.
WARNING: Contains a lithium battery. Do not dispose of in household waste. Please recycle properly.
WARNING: Potential choking hazard, adult supervision is recommended.

Country of Origin: Made in China

Compliance: This device complies with part 15 of the FCC Rules. Operation is subject to the condition that this device does not cause harmful interference.

www.sleepwithdreamer.com - help@sleepwithdreamer.com

Customer Service: +1 602-935-1077

Dreamer, the Dreamer logo, and related marks are trademarks of Quiet Time LLC.
Patent Pending

The Dreamer Baby Sound Machine contains the following FCC-certified component:

Contains FCC ID: 2AC7Z-ESPS3WROOM1U

This FCC ID marking is located on the chip within the device. While the label is not physically visible on the device casing, it is included in this user manual as per FCC guidelines.

FCC Compliance Information

This device complies with Part 15 of the FCC Rules.

Notice to Users

Modifications not expressly approved by the party responsible for compliance could void the user's authority to operate the equipment.

For more information on FCC compliance, please contact our customer support team.

