

尺寸: 110*150mm

LUNALIFT - Define & Contour EMS Facial Device



Instruction Manual

Redefining skin care



EMS micro current



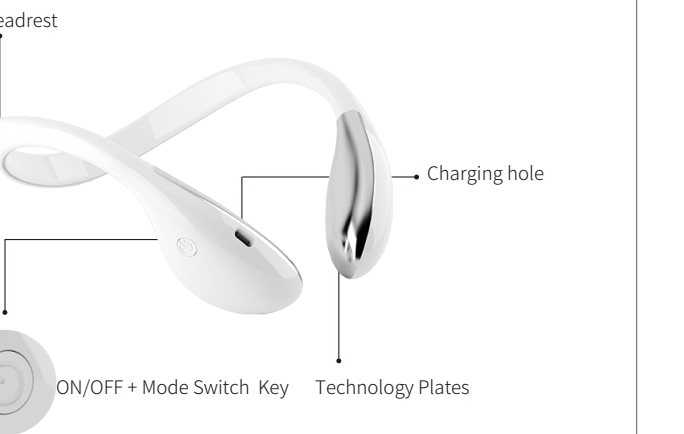
Sonic vibration

LUNALIFT from LUNA'MOUR: Unleash Radiant Beauty with EMS Technology
Experience the next level of skincare innovation with the LUNALIFT from LUNA'MOUR—a cutting-edge face device designed to revolutionize your at-home beauty routine. Powered by advanced EMS technology, this headband-shaped device offers three intensity levels, with the third level incorporating invigorating vibration. Get ready to embark on a journey towards youthful, glowing skin like never before.

Harnessing the Power of EMS Technology:
The LUNALIFT utilizes EMS (Electrical Muscle Stimulation) technology, a proven method known for its remarkable benefits in the world of beauty. EMS technology stimulates the facial muscles, promoting increased blood flow, toning, and firming effects. This results in a more lifted and sculpted appearance, reducing the signs of aging for a radiant complexion.

Customizable Intensity Levels:
With three intensity levels to choose from, the LUNALIFT caters to your individual preferences and skincare goals. Start with the first level for a gentle introduction to EMS technology, gradually progressing to the second and third levels for deeper muscle stimulation and enhanced results. The third level goes beyond with the incorporation of invigorating vibration, improving blood circulation for a vibrant, healthy glow.

Device Table



Product Specifications:

Input voltage: DC3V Net weight of host: 100g

Use power: MAX 5W lithium battery: 450mAh

box size: 213*231*70mm Working hours: 15 min

Host size: 140*183*66mm

Vibration frequency: 8000 (±10%) rpm

Product List

Device

Wiping cloth

USB charging cable



Device


USB charging cable

Wiping cloth

Device

Charge

- ◇ Built-in lithium battery, which can stand by for about 45 days after being fully charged.
- ◇ Full charge will take about 2-3 hours.
- ◇ During charging, the red light on the charging port will flash. When charging is complete, the device will beep and the red light will no longer be flashing but instead, will be steady.
- ◇ When the battery is low, the device will automatically sound 2 beeps, indicating that the battery is low and needs to be charged (When in use, press and hold the switch for 2 seconds to turn off the device).



- ◇ The device cannot be used while it is being charged.

Turning On/Off:

In the power-off state, press and hold the power button to turn on the device; it defaults to the micro-current mode Level One when it is turned on.
In the power-on state, press and hold the power button for 3 seconds to turn off the device.

- ★ The device has an auto-shutoff feature which goes into effect after 15 minutes of use.

Mode details

When the device is in any mode, the EMS Setting can be adjusted by a short press of the On/Off (switch key), indicated by a series of Beeps:

- 1 Beep = setting of EMS mode
- 2 Beeps = setting of EMS mode
- 3 Beeps = setting of EMS mode + sonic vibration

：

EMS micro-current technology allows for higher absorption of essence, all while stimulating the muscular tissue for a more toned & contoured look.

Usage Guide:

The LUNALIFT - Define & Contour EMS Facial Device has a smart built-in auto-shutoff program that can run for 15 minutes and has a perfectly calibrated EMS process for deep cell regeneration and repair.

One 15 minute session, 4-5 times a week for 6 weeks, will allow for visible results. After this period, use for 1-3 times a week to maintain the effect or use it as needed.

Tip: For first-time usage, (after following patch test) please slowly apply the device over the back of your head and place the massage plates onto face, positioned below your cheekbones and use only for 5 minutes on first treatment to adjust to comfort level. For best results, it is recommended to keep your mouth slightly ajar for the duration of your treatment.



：

Usage Guide:

The LUNALIFT - Define & Contour EMS Facial Device has a smart built-in auto-shutoff program that can run for 15 minutes and has a perfectly calibrated EMS process for deep cell regeneration and repair.

One 15 minute session, 4-5 times a week for 6 weeks, will allow for visible results. After this period, use for 1-3 times a week to maintain the effect or use it as needed.

Tip: For first-time usage, (after following patch test) please slowly apply the device over the back of your head and place the massage plates onto face, positioned below your cheekbones and use only for 5 minutes on first treatment to adjust to comfort level. For best results, it is recommended to keep your mouth slightly ajar for the duration of your treatment.

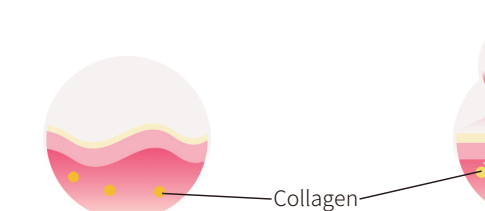
：

Step 1:
Press the ON/OFF button to turn the device ON.
Device will automatically turn on to EMS level 1.

Step 2:
Select your desired EMS intensity level by pressing the same ON/OFF button. Intensity levels are indicated by a series of beeps (1, 2, or 3 consecutive beeps)

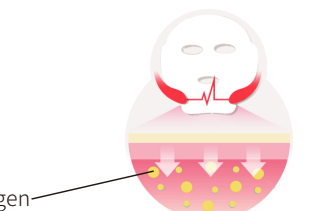
Step 3:
For first time use, apply only to clean, dry skin.
For a stronger sensation, apply any cream, serum, or gel to the area under your cheekbones.
For heightened conductivity, apply a splash of water to the treatment area, as well.

Step 4:
Carefully position the device so that the metal plates touch slightly below your cheekbones. **Avoid placing the device directly on temples, under eyes, or directly on the jaw line.**
When treatment is completed, turn off then wipe down your device and store in a cool/dry area.



Before using this product

The collagen fibers have been damaged and are in a relaxed state



After using this product

The collagen fibrous tissue is tightly intertwined like a spider web, and the skin begins to become firm and elastic

Warnings:

CONTRAINDICATIONS:
Ask your doctor prior to using if you:
Are taking prescription or over the counter drugs known to cause light sensitivity.
Are, or suspect you are, pregnant.
Have any suspicious or cancerous lesions.

Please read the instructions carefully before use and use this product in the correct order.

Please keep out of reach of children. This device is designed for use on adults over 18 years of age and not recommended for use on children under the age of 12.
Please do not use if you are experiencing the following:
Heart disease, high fever, infectious diseases, malignant tumors, skin wounds, acute diseases, using medical appliances, skin diseases, pregnant women and/or breastfeeding, excessive sunburn, particularly sensitive skin, and those who are in the hospital.

Please consult your doctor prior to use if you are, or suspect you are, pregnant.
Please consult your doctor prior to use if you have, or suspect you have, cancer.
Do not use device on open wounds.
Do not use this device on skin that is painful to touch, raised (higher than the surrounding skin), crusting, inflamed, or bleeding. This may be a sign of a more serious condition and should be treated by your doctor.
No modification of this device is allowed.

- Do not place magnets, metal or conductive objects on the body of the device as it may cause malfunction.

- Do not rinse the instrument with water, use protective cloth provided to wipe clean after use.

- Do not wipe with alkaline detergent, alcohol, thinner, gasoline, nail polish remover, etc.

- If not in use for a long time, please make sure that the instrument is fully charged.

- Please stop using it immediately when there is an abnormal heat, so as not to cause burns and fires and other safety issues.

- When the power cord is damaged, please do not use it to avoid short circuit and fire

- DO NOT submerge the device into water as it will malfunction and/or cause injury.

- Do not place near flammable materials (spray, oil, natural gas, etc.)

- If product has abnormal noise, odor, or smoke, do not disassemble it at will, please contact the customer service email: hello@lunamour.co

Important Safety Information:

- If the product is faulty, please contact the customer service center, please do not disassemble or modify the machine by yourself.
- Do not operate device where it would come in contact with water.
- Do not use or charge device with power adapter that is damaged and/or faulty.
- Do not harshly bend or abuse the wire of USB charging cord.
- Do not attempt to take the device apart. Device is not serviceable by user. This will void any warranty.

Stop using the device immediately if you think it is defective.
Please contact Client Care at hello@lunamour.co

Product Representation :

LUNA'MOUR is constantly improving its products with the latest technology. As a result, the actual product may differ slightly from the product shown in the images on the packaging and in the user guide.

Skin Patch Test:

Prior to using the device for the first time, it is recommended that you conduct the following skin test on your forearm:

- 1) Keep your forearm dry and clean.
- 2) Turn on the device which will activate level one of the EMS mode, and conduct a three-minute treatment. Gently press device over your skin so it is in full contact. If rash, itch or irritation occurs on the tested skin, please stop the test immediately. If skin feels abnormal, also stop use immediately.
- 3) If the area is not red and no negative condition or fever appears after 24 hours, then you may keep using the device.
- 4) It is recommended that you conduct the foregoing skin test prior to using each of three modes prior to usage.

WARRANTY INFORMATION :

Please use this as your reference for any customer service or warranty needs you may have when the device is purchased within the United States. When purchasing outside the United States, please contact your place of purchase for local warranty information. Our warranty is limited to the terms set out below:

What is Covered in the Warranty:
This lifetime warranty covers only defects in materials and workmanship in your LUNALIFT Device when purchased through an authorized partner or directly from LUNA'MOUR. Your warranty is valid for you alone, the original purchaser, and cannot be transferred. To validate your warranty, please keep your original purchase receipt together with these warranty conditions for the duration of the warranty period. If the product was a gift, obtain a copy of the original receipt or have the original purchaser process the warranty claim on your behalf.

What is Not Covered by this Warranty?
This warranty does not cover: wear, tear, or deterioration, damage, failure caused by neglect, abuse or misuse, improper care, impact or insertion of foreign objects, use with a voltage connector, repair or alteration carried out by parties other than LUNA'MOUR or its authorized agents, or loss of device.

What Will LUNA'MOUR do if your device is defective?
If you discover a defect in your device covered by the warranty, contact Customer Care at hello@lunamour.co for assistance. If we confirm a defect covered by this warranty, LUNA'MOUR will at its sole discretion decide whether to replace your device with either a new or refurbished device. If we find that your device is not defective, as determined by LUNA'MOUR in its sole discretion, we will notify you and return the device to you. All warranty services must be authorized and performed by LUNA'MOUR or a service provider authorized by LUNA'MOUR.

WARRANTY LIMITATION & DISCLAIMERS
This warranty gives you specific legal rights and is in addition to your statutory rights. Your remedies for the breach of this limited warranty are limited solely to the repair and replacement of your device as set forth in this warranty statement.


To the maximum extent permitted by applicable law, LUNA'MOUR disclaims all implied warranties. In no event shall LUNA'MOUR be liable for any special, incidental, consequential, punitive, or indirect damages based upon breach of warranty, breach of contract, tort (including negligence or strict product liability), or otherwise, even if LUNA'MOUR is advised or aware that such damages may arise. Such damages include but are not limited to: loss of device, cost of any substitute equipment, the claims of third parties, or damage to property.

If the applicable law does not allow limits on warranties, or on the remedies for breach in certain transactions, the limits in this paragraph and the disclaimer or exceptions from warranty may not apply. This limitation does not apply to claims for death or personal injury caused by a defect in the device or any other liability that cannot be excluded or limited by law.

These warranty terms, conditions, and limitations allocate the risks of product failure between LUNA'MOUR and you, the purchaser of a LUNA'MOUR branded device. This allocation is recognized by both parties and is reflected in the price of LUNA'MOUR branded device. By using the LUNA'MOUR branded device, you acknowledge that you have read these terms, conditions, and limitations, understand them, and are bound by them.

LUNALIFT - Define & Contour EMS Facial Device

HOW TO USE VIDEOS:



Client Care :
For information regarding device usage, warranty, and additional information, please contact Client Care at hello@lunamour.co

Disclaimer :
This product is not intended to diagnose, cure or prevent any disease. LUNA'MOUR makes no claims, representations, or warranties regarding the ability of this product to cure any mental, physical, or skin conditions. A qualified health professional should be consulted with regards to any condition requiring medical attention.

www.lunamour.co
hello@lunamour.co

Item Number :JY-F118