



Shiatsu Foot Massager +heat +air

DL-002

User Manual

The DL002 user manual provides detailed product specifications, operation and warning information. Please read this manual and understand it thoroughly before installation and operation. Keep this manual for future reference.

CONTENTS

Safety Instructions & Product Usage Maintenance Instructions.....	1
Product Description.....	2
How to Operate.....	3
Trouble shooting.....	4
Care & Maintenance.....	5
Product Specifications.....	6

About Prospera Company

Prospera is a leading US provider of high quality, innovative, affordable health consumer electronics. Prospera designs and manufactures a variety of products from FDA approved TENS units (510K), massagers, foot spa to other health and beauty products. Our products help reduces muscle tension and release stress and back pain caused by today's active lifestyle. Learn more about Prospera at www.prosperacorp.com

About the DL002 Shiatsu Foot Massager +heat +air

The Prospera Shiatsu Foot Massager is an ergonomic light weight device to work on your feet exclusively for comfort and convenience.

The foot massager comes with deep tissue Shiatsu kneading massage, air compression massage and heating to relive fatigue. It helps you to relax after a long walk or a day of work.

The foot covers can be removed for washing to keep the sleeves clean and prevent smell.

Auto 15 min shut off timer built in the device.

You will feel renewed. Can you feel it?

SAFETY INSTRUCTIONS

1. Consult a Physician Before Use If You Have Any of the Following Conditions:

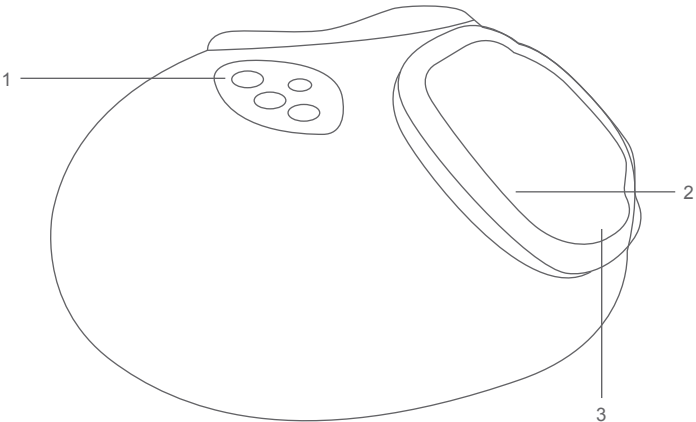
- Use of a medical electronic device embedded in the body (e.g., pacemaker).
- Heart disease.
- Spine injury or disease
- Fragile bones, especially in the spine
- Post-surgery recovery
- Pregnancy or menstruation
- Malignant tumors
- Osteoporosis
- Blood circulation problems or thrombosis
- Skin diseases or infections
- Currently undergoing medical treatment, feeling unwell, or having a history of physical abnormalities
- Abnormalities or deformities in the limbs or spine
- Injuries or illnesses resulting from accidents or medical conditions

PRODUCT USAGE & MAINTENANCE INSTRUCTIONS

1. Keep the product dry. Do not let water enter or splash onto it.
2. Avoid using the product in humid environments like bathrooms, showers, or pools, as water and electricity can be dangerous.
3. Before plugging in, make sure the product's voltage matches the power supply voltage.
4. Do not use the product if the plug, power cord, or the product itself is damaged.
5. To prevent electric shock, never attempt to open the product's outer cover.
6. This product is not suitable for individuals with physical or mental impairments (including children) unless supervised by a responsible adult.
7. If the product is damaged, do not attempt repairs. All repairs must be done by Prospera-authorized technicians to maintain the warranty.
8. Children must be supervised around the product to ensure it is not used as a toy.
9. If the product makes unusual sounds or noise, immediately turn it off, unplug it, and contact a Prospera-authorized service technician.
10. Do not use the product if the cover is damaged or if there is a mechanical or electronic failure. Contact a Prospera-authorized service technician for assistance.
11. Always follow the instructions in this user manual when using the product.
12. Avoid using the product in high-temperature areas or near heat sources such as heaters or stoves.
13. Do not apply medical or cosmetic creams to your feet or the product before use.
14. Do not damage, bend, stretch, twist, or tie the power cord, as this could cause a fire or electric shock.
15. Individuals sensitive to heat should avoid using the product's heat function.
16. The recommended usage time per session is 15 minutes.

PRODUCT DESCRIPTION

- 1. Control Panel
- 2. Foot Slot
- 3. Cloth Cover



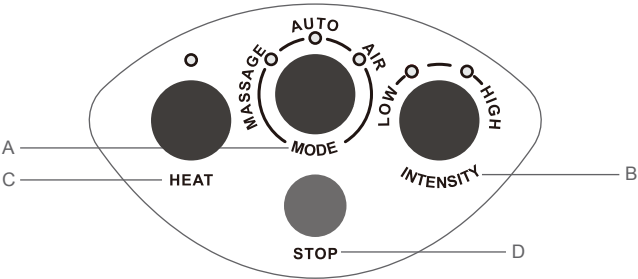
Control Panel

- A. MODE
 - "AUTO" Mode : A Combination of Kneading and Air Massage for Feet
 - "MASSAGE" Mode: Kneading Massage for Soles
 - "AIR" Mode : Full Air Massage for Feet

- B. INTENSITY levels

- C. HEAT Therapy

- D. STOP



HOW TO OPERATE THE DL002

- 1. Press auto mode button to turn device on default program, which has a combined kneading and air press massage.
- 2. Press auto one more time to shift to deep tissue kneading massage mode.
- 3. Press auto 3rd time to switch to air press massage. Use intensity button to choose low or high intensity.
- 4. Press heat button for heating feature.
- 5. Once you finish, press stop to complete the massage session.

The key functions are as follows:

No.	Button	Function
1.	MODE	Press to turn ON with default "AUTO" mode of low intensity Press again to turn on "MASSAGE" mode Press once more to turn on "AIR" mode Press again to stop all massages
2.	STOP	Press to stop the massage any time
3.	INTENSITY	2 Levels of intensity: HIGH / LOW (Applicable to "AUTO" and "AIR" modes only)
4.	HEAT	Heat therapy of the soles

Auto Timer: 15 minutes. Power will turn Off automatically after 15 minutes to prevent over heating.
Always unplug the AC power cord after use.

TROUBLE-SHOOTING

This page summarizes the most common problems you could encounter with the product. If you are unable to solve the problem with the information below, please contact prosperacorp.com

Problem	Possible Cause	Suggestion
The product does not work	The product is not plugged in properly.	Ensure the voltage on the product corresponds to the local mains voltage and then plug in again.
	The product has just finished its auto timer session and has automatically switched to standby mode.	If you want another session, press the MODE button again.
	You may have used the product continuously for 30 minutes or more where the over heat protection has been activated.	Unplug the product and let it cool down for 60 minutes before you use it again.
	An excessive load has been applied on the product.	Reduce the excessive load and start again.
The product is abnormally warm	The product is likely to be overused.	Unplug the product and let it cool down before using it again.
Noise can be heard from the product	Noise is made by the mechanical parts of the product.	This is normal and does not mean that the product is faulty.

CARE & MAINTENANCE

Cleaning Instructions:

Do not use: Steel wool, abrasive cleaning agents, or corrosive liquids.

Steps:

1. Unplug the product from the power outlet.
2. Use a dry cloth to wipe and clean.
3. Avoid using damp cloths or detergent.

Storage Instructions:

Steps:

1. Unplug the product from the power outlet.
2. Store it in a cool, dry place away from sunlight.
3. Ensure no heavy objects are placed on top of the product.

Important Note:

Stop using the product if the cover is damaged or if there's any mechanical failure.

PRODUCT SPECIFICATIONS

Name of Product	Prospera Shiatsu Foot Massager
Model Number	DL002
Heating	Yes
Power Input	AC 100-240V 50-60Hz/0.8A
Power Consumption	18W
Auto Timer	15 mins
Product Dimensions	13"x13"x6.5"
Box Dimensions	14.3"x13.8"x6.9"
Nett / Gross Weight	Approx. 3.15lbs/4.0lbs
Safety Compliance	CE and UL

Consumer Limited Manufacturer's Warranty

Warranty Coverage:

- **Duration:** 90 days from the date of purchase.
- **Eligibility:** Applies to the original buyer, or successive buyers within the warranty period.
- **Coverage:** Includes both labor and parts for repairs due to defects in material or workmanship.
- **Required for Service:** Model number and dated proof of purchase (sales receipt).
- **Location Validity:** This warranty applies to US customers in the 48 continental states.

Warranty Service:

- **What's Covered:** Prospera will repair or replace, free of charge, any defective part within the warranty period.
- **Authorized Technicians:** All repairs must be performed by a Prospera-authorized technician or service facility.
- **Costs Covered by Prospera:** All expenses related to repairing or replacing a defective part.
- **Costs Not Covered by Prospera:** The buyer must assume any expenses for:
 - 1.Repairs needed due to improper or non-home use.
 - 2.Damage caused by misuse, abuse, accidents, alterations, or improper installation.
 - 3.Repairs done by unauthorized technicians.

Warranty Exclusions:

This warranty does not cover:

- 1.Non-home use repairs.
- 2.Damage from misuse, accidents, or improper installation.
- 3.Repairs by unauthorized technicians.

Non-Warranty Service:

- Non-warranty repairs are handled on a "per incident" basis.
- Buyers are responsible for costs, including repairs, parts, shipping, handling, local taxes, and "per incident" fees for any non-warranty services.

For warranty service, please call 925-292-5978, M-F, 9:00am to 4:00pm, Pacific Standard Time.

Or email sales@prosperacorp.com. Consumer may also mail service request to this address:

Prospera Corporation
Warranty Service
392 West Larch Road #31
Tracy, CA 95304

Warranty card

Warranty Registration Form

Product Name: _____

Product Model: _____ Purchase Price: _____

Date of Purchase: _____ Retailer: _____

First Name: _____ Last Name: _____

Address: _____

City: _____ State: _____ Zip: _____

Phone: _____ Email: _____

Signature and date: _____

Please mail to: sales@prosperacorp.com

Tel: (925) 292 5978

Prospera Corporation
Warranty Service
392 West Larch Road #31
Tracy, CA 95304
www.prosperacorp.com

尺寸大小为90*190
正反印刷



Electric Foot Smoother with 3 roller heads
Operating manual



INTRODUCTION

Prospera’s Electric Foot Smoother, with 3 roller heads, is designed to remove hard calluses, dead skin, and rough keratinized skin, restoring your skin to smoothness and tenderness. The device features a 360-degree rotating grinding head, allowing easy and safe removal of tough skin without damage. Its ergonomic design offers a spa-like experience at home, ensuring professional results effortlessly.

PRODUCT SPECIFICATIONS

- Remove calluses, rough keratinized dead skin patches
- Fast and effective
- Two strength levels for you to choose
- Press power button to turn on, easy to use
- Comes with 3 roller heads, 1 charging cable and 1 brush
- Electronic, easy to use, 2 speed levels
- Ergonomically designed
- Rotation: 11300rpm
- Powerful motor
- Power: 2.5W
- Roller head 360°free rotation
- Roller material white nephrite
- Rollers washable
- Waterproof IPX6
- Item weight: 130g / 4.6oz
- Gross weight: 160g / 5.6oz
- Dimension: 6.7"x2.6"x1.3"
- Box: 7.9"x3.9"x2.4"
- USB Charging
- Rated Power: 2.5W
- Working Voltage: 3.7V==
- Charging Voltage: 5.0V==
- Battery capacity: 1200mAh
- UPC 850011335802

CONTENTS

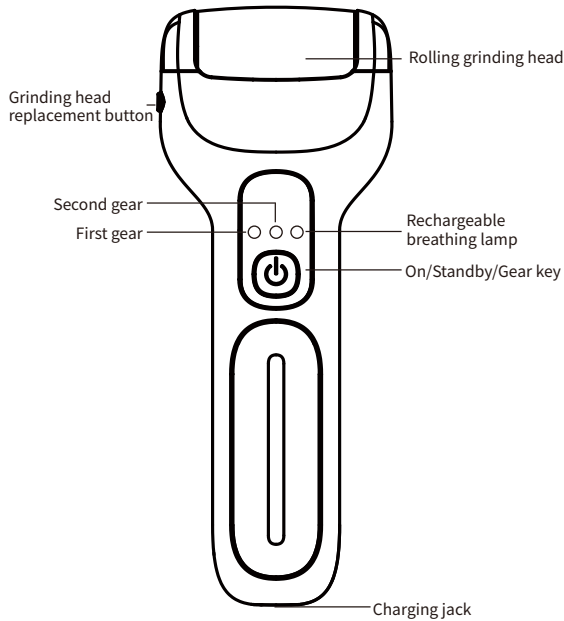
Safety Warnings.....	4
Product Illustration.....	4
Operating the Product.....	5
Consumer Warranty.....	6
Warranty Card.....	6

SAFETY WARNINGS

Consult your doctor before using this product if you have any lesions, skin conditions, or other health-related issues.

1. This product is intended for adult use only.
2. Do not let babies and children play with the product.
3. Do not use the product on an infant.
4. If you experience discomfort, stop using the product immediately.
5. Do not wash the unit using organic solvent such as thinner to prevent damage.

PRODUCT ILLUSTRATION



The picture is for reference only, the specific object shall prevail.

OPERATING THE PRODUCT



Step 1: On/Standby/Gear Key

Short press this key to start the machine, which defaults to the first gear. Press the key a second time to switch to the second gear. Press the key a third time to stop the machine and enter standby mode.

Step 2: Using the Grinding Head

Gently slide the grinding head back and forth or around the dry, rough area of the foot, and hold for 2-3 seconds. Do not press too hard; let the grinding head glide gently across the skin. If you press too hard, the machine will stop running. During use, you can stop to check if the exfoliation is satisfactory. If needed, reapply to the area for another 2-3 seconds until the skin becomes smooth and delicate.

Step 3: Cleaning Your Feet

After grinding, rinse your feet with water or use a wet towel to remove excess foot dander.

Step 4: After Use

Turn off the machine, clean it, and store it in a place out of reach of children.

Recommend usage: weekly

To order a new health and beauty product, please visit www.prosperacorp.com.

Use coupon code: PROS\$5 for \$5 off any product above \$30.

CONSUMER WARRANTY

Prospera offers a 90-day standard warranty on massage products. Labor and parts are included during the warranty period. Please provide the model number and dated proof of purchase (sales receipt) when contacting Prospera for warranty service.

Non-warranty service is provided on a “per incident” basis. The consumer will verify that the product has failed and provide information for servicing the unit. All applicable repairs, parts, shipping, handling, local tax and “per incident” fees will be charged for non-warranty repairs and support calls.

WARRANTY CARD

✂️ prospera

WARRANTY REGISTRATION FORM

Product Name: _____ Purchase Price: _____

Product Model: _____ Retailer: _____

Date of Purchase: _____

First Name: _____ Last Name: _____

✂️ Address: _____

City: _____ State: _____ Zip: _____

Phone: _____ Email: _____

Signature and date: _____

Please mail to: _____ Tel: (925) 292-5978

Prospera Corporation Email: sales@prosperacorp.com

392 West Larch Rd Suite 31

✂️ Tracy, CA 95304-1644