



SL008 Gold Pulse Facial Massager Operating manual



Introduction

Prospera's Gold Pulse Facial Massager is your one-way ticket to beautiful skin. This elegant and effective product is made from superior quality material to tone your complexion, reduce any wrinkles, and tighten the skin. It increases skin metabolism through high frequency stimulation and improved blood circulation, resulting in an instant face lift. Daily use of the Gold massager allows your face and skin to look healthier and younger.

Content

CONTENTS

Safety Warnings.....	2
Product Illustration.....	2
Operating the Product.....	3
Consumer Warranty.....	4
Product Specifications.....	4
Warranty Card.....	5

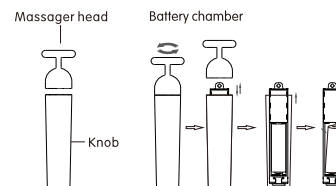
Safety Warnings

Consult your doctor prior to using the product if you have heart, skin and/or other health-related issues.

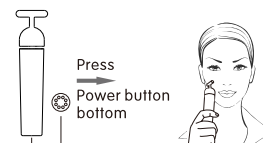
1. This product is intended for adult use only.
2. Do not let babies and children play with the product.
3. Do not use the product on an infant.
4. If you experience discomfort, stop using the product immediately.
5. Do not wash the unit using organic solvent such as thinner to prevent damage.

Product Illustration

Product Structure



How to Use It



1

2

Operating the Product

Insert one AA battery in the battery chamber, and screw back the gold massage bar.



Step 1

Wash your face, and follow with a small amount of facial serum or moisturizer.

Step 2

Press button once, power is turned on and switched into the first vibration mode. Roll the gold bar in the direction of the arrows illustrated in the above diagram. Repeat each motion 10 times per area.

You may choose stronger intensity and/or other various modes by pressing the button, total 7 of them, as your daily routine.

Step 3

Roll the gold bar on both the front and back of your neck in an upward motion. Repeat 10 times for each area. You can use this same technique on other parts of the body, such as the chest, hands and arms, to improve the complexion of the skin in these areas.

You may feel a warming sensation (activation) as vibration massage generated by the product tighten up skin and improve blood circulation.

Recommend usage: 5-7 times per week

To order a new health and beauty product, please visit www.prosperacorp.com.

Use coupon code: PROS\$5 for \$5 off any product above \$30.

3

Consumer Warranty

Prospera offers a 90-day standard warranty on massage products. Labor and parts are included during the warranty period. Please provide the model number and dated proof of purchase (sales receipt) when contacting Prospera for warranty service.

Non-warranty service is provided on a "per incident" basis. The consumer will verify that the product has failed and provide information for servicing the unit. All applicable repairs, parts, shipping, handling, local tax and "per incident" fees will be charged for non-warranty repairs and support calls.

Product Specifications

- Features: smooth skin, face lift, anti wrinkles, improve circulation
- 7 auto vibration modes, max 6500rpm
- Areas: face, neck, hands, and other soft parts of the body
- Light weight, travel size, waterproof
- Material: Silica gel, ABS, PC
- Button power control with cool blue LED light
- Product Size: 5.28"x1.38"x1.18"
- Weight: 2.1 oz (without battery)
- Rated Voltage: 1*AA, 1.5V
- Rated current: <= 400 mA
- Battery: 1 AA Alkaline battery
- Standard: GB4706.1-2005, GB4706.10-2008
- UPC 860000627573

4

Warranty Card



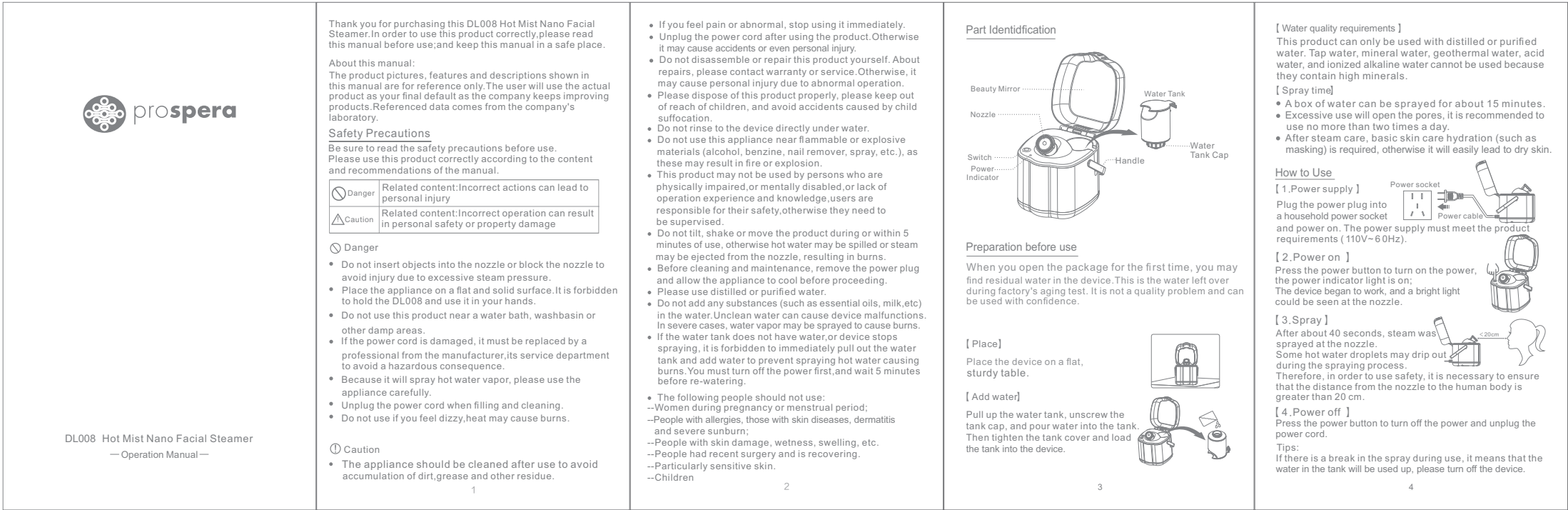
Warranty Registration Form

Product Name: _____
Product Model: _____
Purchase Price: _____
Date of Purchase: _____
Retailer: _____
First Name: _____
Last Name: _____
Address: _____
City: _____ State: _____ Zip: _____
Phone: _____ Email: _____
Signature and date: _____

Please mail to:

Prospera Corporation
392 West Larch Rd Suite 31
Tracy, CA 95304-1644
Tel: (925) 292-5978
Email: sales@prosperacorp.com

5



8

User Instructions

ML012 Pink Diamond Collagen Facial Mask



Step 1: Cleanse Face

Cleanse your skin with a facial cleanser designed for your skin type. Cleansing helps prepare your skin to absorb the nutrients and active ingredients from the mask, maximizing its effectiveness.



Step 2: Apply Mask

Remove the collagen sheet mask from the foil pouch and apply it to your face. Let it rest for 15-20 minutes; this allows the collagen to soak into your skin. The collagen helps smooth out wrinkles in your skin by plumping and firming your skin, making your face appear younger and smoother.

Once finished, remove the sheet mask, and apply the remaining collagen essence into your face and neck.



Step 3: Apply Moisturizer

Moisturize your skin while it's still damp. Choose a moisturizer designed for your skin type and apply a thin layer. This locks in moisture and keeps your skin hydrated, maximizing the full effects of the collagen mask.

The ML012 Pink Diamond Collagen Facial Mask can be used daily; we recommend using it at least twice per week to see and maintain results. Collagen is a potent and beneficial nutrient that your body already creates naturally but eventually slows down production as we age. With the ML012 Pink Diamond Collagen Facial Mask, you can combat these effects and boast a smooth, youthful complexion.