

ALPHA DIGITAL

SMART GLASSES

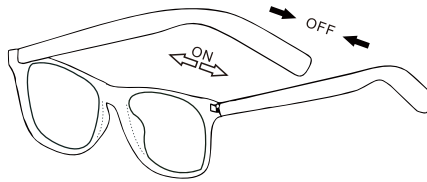
User Manual



Model: G05



Power ON/OFF

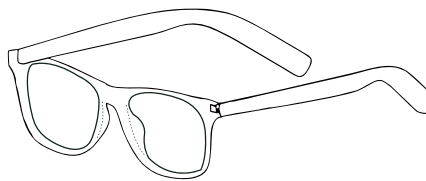


Power on: Open the glasses legs.

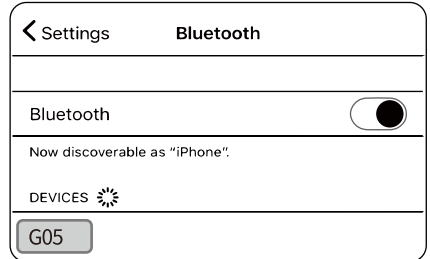
Shutdown: Close the glasses legs. Automatically shutdown when the battery level is below 3.2V.



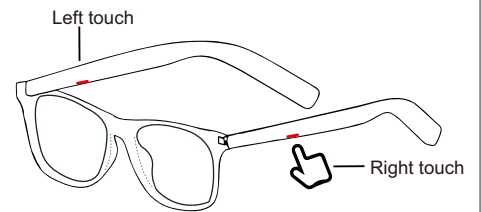
Pairing



After the smart glasses are powered on, turn on the Bluetooth of your mobile phone, search for the device name **G05** and connect.



Music

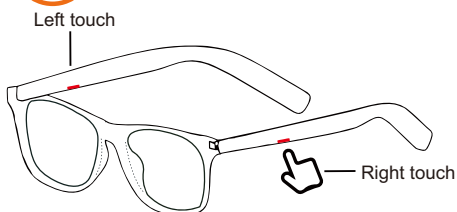


Music Pause/Play: Click left or right touch button to play/pause music.

Music Switch: Double click on the left touch button to switch to the previous song. Double click on the touch button to switch the next song.



Volume



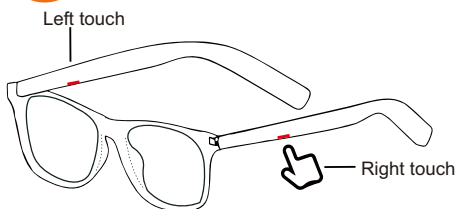
Volume -: Long press the left touch button for 2 seconds.

Volume +: Long press the right touch button for 2 seconds.

Note: The music volume can also be adjusted on the phone.



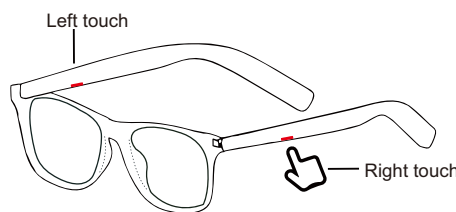
Camera Remote Control



Camera Remote Control: First turn on the camera app on your phone. For iPhone, click the left touch button 3 times to snap a picture. For Android phones, click the left touch button once then right button to snap a picture.



Voice Assistant

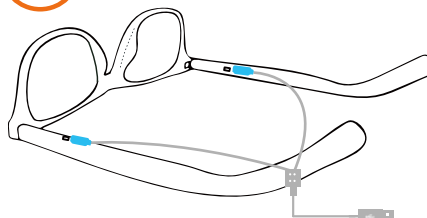


Voice assistant: Touch and click on the right touch button three times.

Note: Click once to cancel the voice assistant.



Recharge

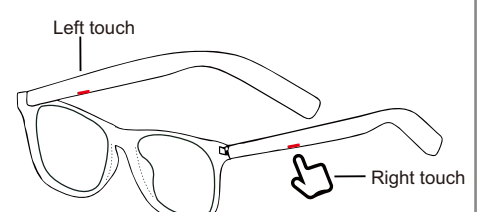


Magnetic Charging: The indicator light turns red when charging, and turns green when fully charged.

Note: In charging state, the glasses will automatically shut down.



Phone



Call answering/Hanging up: Click the left or right touch button once to answer or hang up calls.

Reject a call: Press and hold both the left and right touch button for 2 seconds to reject call.

Note: When battery level is below 3.4V, the glasses will remind every 20 minutes till power off. Please recharge right away when you hear the reminder.

Support

For any support or comments concerning our products, please send an email to: service@sungale.com or toll free number in the USA: 800-473-5156