
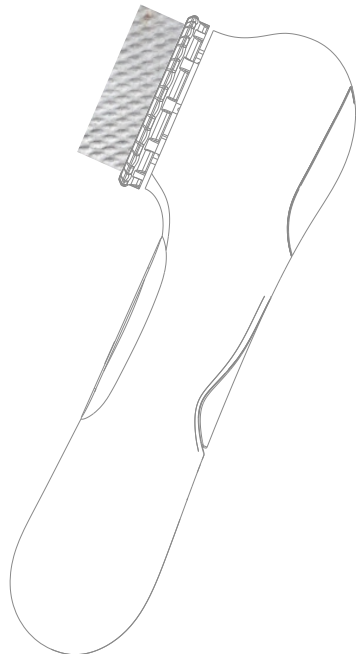
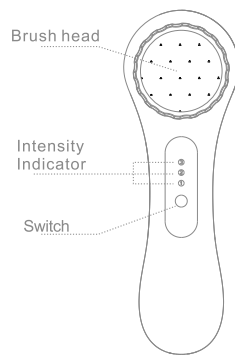
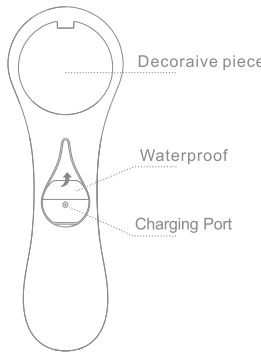
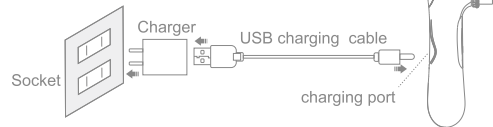










<div><div></div><div>DL028-Pink Ultrasonic Facial Brush-Pink Operation Manual</div></div> <div></div> <div><div>Introduction</div><p>Prospera’s Ultrasonic Facial Brush is fashionably designed to remove oil, dirt, makeup, and dead skin, leaving skin renewed and refreshed. The DuPont skin-friendly brush provides gentle cleansing without damaging the skin. Simple, gentle, and effective, the daily use of Ultrasonic Facial Brush ensures that your skin receives the care it deserves.</p></div>	<div><div>Content</div><div><div>CONTENTS</div><div><div>Part Identification 2</div><div>Operation 3</div><div>Maintenance 5</div><div>Specification 6</div><div>Consumer Warranty 6</div><div>Warranty Card 7</div></div></div></div> <div><div>1</div></div>	<div><div>Part Identification</div><div><div><div><div>Brush head</div><div>Intensity Indicator</div><div>Switch</div></div><div></div></div><div><div><div>Decorative piece</div><div>Waterproof</div><div>Charging Port</div></div><div></div></div></div><div><div>【Switch operation instructions】</div><p>Short press the key to start, the default boot is 1 file, the second short press is 2 files, the third short press is 3 files.</p><p>※The higher the gear position, the higher the vibration and rotation frequency of the brush head.</p><p>※The machine is internally set to 5 minutes to shut down regularly.</p></div><div><div>2</div></div></div>	<div><div>Operation</div><div><div>【Charging】</div><p>Plases fully charged before the first time use.</p><ul style="list-style-type: none">• Connect the machine to the power line, charger and plug in the socket.• During charging, the gear position indicates" 2"and bright red light;• When fully charged, the gear position indicates "2" and bright green light.• The charging time takes about 3 hours.<div><div></div></div></div><div><div>【Preparation before use】</div><ul style="list-style-type: none">• When used, the waterproof sheet must be tightly closed to prevent water from entering the machine and causing damage.• Prepare a common facial cleanser.• Remove makeup according to the daily makeup removal procedure.• The brush head is mounted on the cleansing instrument (as shown on the right).<div><div><div><div>Align the notch of the brush head with the convex position of the main unit and press it in the direction of the arrow</div></div></div></div><div><div>3</div></div></div></div>
<div><div><div>1 Moisturizing skin</div><div><div><div>Apply a regular cleanser after moisturizing the face.</div></div><div><div>Moisten the brush head and turn on the cleansing instrument.</div></div></div></div><div><div><div>2 Cleansing the skin</div><div><div><div><div>a. The left and right cheeks are 15 seconds each, and they are lifted from the bottom up.</div></div><div><div>b. For 15 seconds on the forehead, move from the middle to the sides.</div></div><div><div>c. The nose and the eyes are 15 seconds each, and the sides of the nose are swung up and down;</div></div></div></div></div><div><div><div>3 Washing</div><div>Rinse with water and dry the face, apply a toner or serum.</div></div></div><div><div><div>4 Turn off</div><div>After the cleansing is finished, press the switch to turn off the machine and clean the brush head.</div></div></div><div><div>4</div></div></div></div>	<div><div>Maintenance</div><ul style="list-style-type: none">• Please turn off the power before cleaning.• It can be wiped with a soft and moist cloth.• The brush head can be removed and rinsed directly with clean water. After drying the water, it should be air-dried and stored.• Do not use water above 40°C or sharp or corrosive, volatile thinner.• Do not use for more than a long time (more than three months), please remove the battery before storing.<div><div>5</div></div></div>	<div><div>Specification</div><p>Product Name: Ultrasonic Facial Brush-Pink Model: DL-028Pink Charging Power Supply: 5V --- 1A Net Weight: 189g Product Dimensions: 181mm*61mm*75mm Packing list: 1 host, 1 charging cable, 2 brush heads, 1 operation manual.</p><p>♡ Due to the improvement of the products, some specifications may be changed without prior notice.</p></div> <div><div>Consumer Warranty</div><p>Prospera offers a 90-day standard warranty on massage products. Labor and parts are included during the warranty period. Please provide the model number and dated proof of purchase (sales receipt) when contacting Prospera for warranty service.</p><p>Non-warranty service is provided on a “per incident” basis. The consumer will verify that the product has failed and provide information for servicing the unit. All applicable repairs, parts, shipping, handling, local tax and “per incident” fees will be charged for non-warranty repairs and support calls.</p><div></div><div><div>6</div></div></div>	<div><div>Warranty Card</div><div><div></div><div>Warranty Registration Form</div><div>Product Name: _____</div><div>Product Model: _____</div><div>Purchase Price: _____</div><div>Date of Purchase: _____</div><div>Retailer: _____</div><div>First Name: _____</div><div>Last Name: _____</div><div>Address: _____</div><div>City: _____ State: _____ Zip: _____</div><div>Phone: _____ Email: _____</div><div>Signature and date: _____</div><div>Please mail to: Prospera Corporation 392 West Larch Rd Suite 31 Tracy, CA 95304-1644 Tel:(925)292-5978 Email:sales@prosperacorp.com</div></div></div> <div><div>7</div></div>