

If you have any of the following conditions,
please use it under the guidance of your doctor

1. Users with serious diseases, such as heart disease, acute lupus inflammatory diseases, thrombus, adrenal dysfunction, systemic erythematosus, coagulation disorder or malignant diseases
2. Users who are insensitive to infrared radiation and heat due to diseases or painkillers
3. Patients with demyelinating neuritis, such as carpal tunnel syndrome, multiple sclerosis and ulnar neuropathy
4. Allergic to infrared rays; Users suffering from edema and tumor
5. Have had implantable surgery, especially near the irradiated area
6. Injury or inflammation of the skin
7. Pregnant woman
8. High fever

Notes

1. When electrified, do not touch lampshade and bulb by the hand to avoid burns
2. Please do not let water into the product
3. Ventilation should be kept in mind when used
4. Tighten with a screwdriver when installing the base
5. Do not use for a long time at a time. Suggest about 30 minutes at a time

Infrared Physical Therapy Lamp



Eliminate skin fatigue, relieve pain, increase blood circulation,
Relieve arthritis symptoms• •promote wound healing

Strong penetration• make hair absorb more nutrients, promote
the metabolism

Product Parameters

Model number:MSD-187A	Height: 65cm
Material: Fe+SS	N.W: 1.5Kg
Rated Voltage: 220V	G.W: 2.1Kg
Rated power: 150W	Packaging: 36X33X14cm
Length of the power line: 175cm	Optimum heating distance: 25-35cm

Product Parts

A: Guard net

B: Infrared bulb

C: Lampshade

D/E: Adjustable spindle

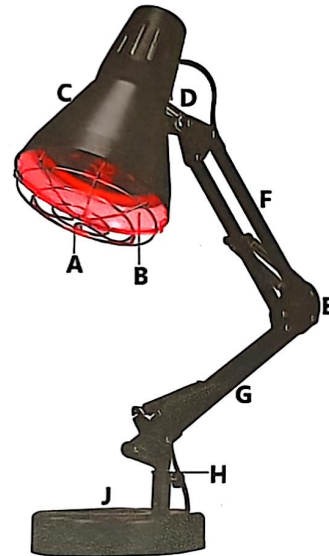
F/G: Adjustable bracket

H: Connection hole

J: Base

L: Control panel


M: Power switch



Package Contents



X1



X1



X1

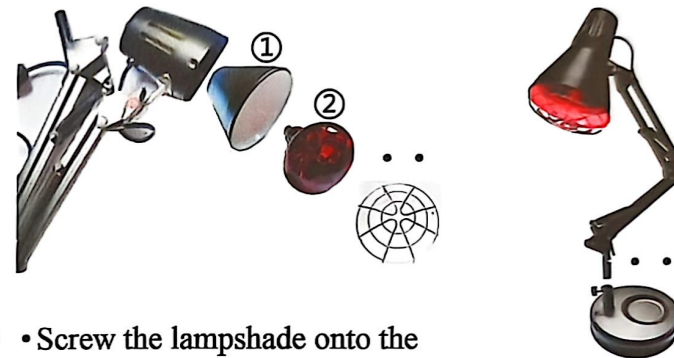


X1



X1

Installation Steps



- • Screw the lampshade onto the lamp body
- • Screw the bulb into the lampshade
- • Install the guard net
- • Aim the bottom of the lamp body into the hole at the upper end of the base and screw it tight

Operation Instruction

1. Insert the power plug into the socket
2. Turn on the power switch
3. Preheat for 2-3 minutes, and aim at the acupoints or pain parts. The irradiation distance is about 25-35cm
4. Disconnect the power supply after using