

# swing caddie

## SC200 *PLUS+*

### User Manual

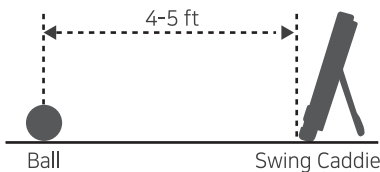


- \* Distance voice output
- \* Adjustable loft angles
- \* Instant feedback via LCD display
- \* Practice Swing Mode: Help increase your swing speed
- \* Distance adjustment by atmospheric pressure
- \* 3 Modes: Practice, Target, Approach.
- \* Daily and overall stats for each club
- \* Shot count and time display
- \* Simultaneous display
  - Carry Distance
  - Swing Speed
  - Ball Speed
  - Smash Factor

## ► Package Contents

SC200+ / Remote Control / User Manual

## ► Positioning



### How to set up SC200PLUS

- Positioning SC200 PLUS 4-5 ft directly behind the ball
- SC200 PLUS and the ball should be on the same level

### Remote Control

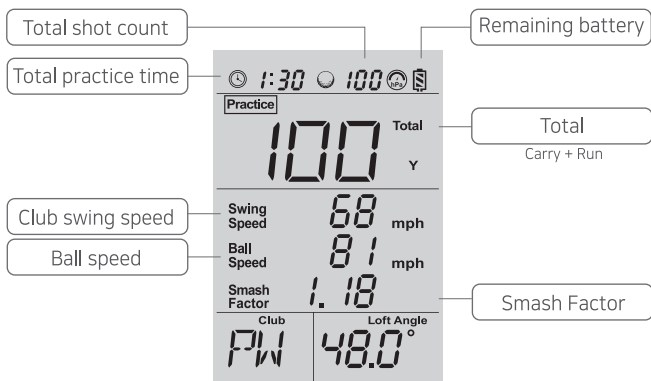
Mode selection

Club selection



- MODE: Select the desired mode in 3 modes (Practice > Target > Approach)
- STATS: Displays your average stats for each club (STATS > Club selection)
- PRACTICE SWING: During practice swing, only the swing speed is displayed on screen with voice output, and there is no sleep function.
- Club selection: Press the button with club number

## ► Tip




## ► Basic Usage

- Distance: Press Total/Carry button on the remote to choose either total or carry distance.
- Unit Selection: Press and hold the '←' button on the Swing Caddie.  
YARD <---> METER , MPH <---> KM/H
- \* Device only: unit selection is only available on the device, not remote control.
- Mode Selection: Press the M (Mode) button on the Swing Caddie or on the remote control.  
PRACTICE ---> RANDOM ---> TARGET
- Club Selection: Press the C (CLUB/STATS) button on the Swing Caddie or select your desired club on the remote control.  
( W1 > W3 > W4 > W5 > W6 > W7 > U3 > U4 > U5 > U6 > U7 > I3 > I4 > I5 > I6 > I7 > I8 > I9 > PW > AW > SW )
- \* Select club directly using Remote control

## ► Practice Mode


Displays immediate feedback on the preceding shot.



## ► Target Mode

Before the shot: Displays your target distance.

After the shot: Displays your shot (carry) distance.



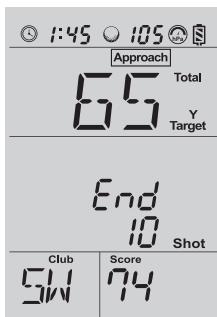
Use the + and - buttons to set your target distance.  
(range: 40~200 meters/yards) (increment: 5 meters/yards)



- In Target Mode, Swing Caddie scores each shot for accuracy.
- \* The pre-shot display shows your total score for the round.  
(perfect score: 100)
- \* The post-shot display shows your score for the preceding shot.  
(perfect score: 10)
- \* Tip: A bonus point (+1) will be awarded for matching the exact target distance!
- \* One round in Target Mode is 10 shots.

## ► Approach Mode

- Before the shot: Displays a randomly generated target distance.  
(range: 40~100 meters/yards)
  - After the shot: Displays your shot (carry or total) distance.
  - Use the + or - button to generate a new target distance.
- In Random Mode, Swing Caddie scores each shot for accuracy.
- \* The pre-shot display shows your total score for the round.  
(perfect score: 100)
  - \* The post-shot display shows your score for the preceding shot.  
(perfect score: 10)
  - \* Tip: A bonus point (+1) will be awarded for matching the exact target distance!
  - \* One round in Random Mode is 10 shots.



## ► Stats

- Displays your average stats for each club.  
(shot distance, swing speed, ball speed, smash factor)
- Press and hold the C (CLUB/STATS) button or press the STATS button on the remote control to enter Stats Mode.
- Use the + or - button to switch between average stats for the last 100 shots (ALL) and average stats for the day (DAY).
- Press and hold the C (CLUB/STATS) button to reset stats.

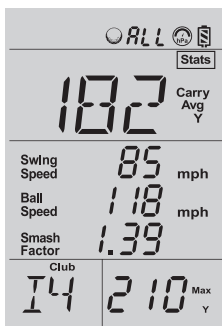
### Display

Picture 1: Accumulated average stats

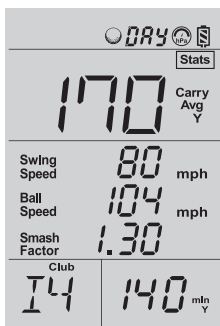
Club (I4) avg. carry distance (182yards), avg. swing speed (85mph), avg. ball speed (118mph), Avg. smash factor 1.39, max carry distance (210 yards)

Picture 2: Daily Average

Club(I4) avg. carry distance (170 yards), avg. swing speed (80mph), avg. ball speed (104mph), Avg. smash factor 1.30, min carry distance (140 yards)



Picture 1



Picture 2

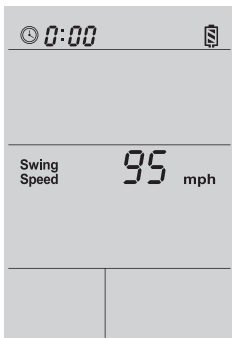
## ► Practice Swing Mode

Swing Speed indication measured at practice swing (Voice output)

Mode Entry

- Engage Practice Swing Mode: Press "Practice Swing" button on remote
- Disengage Practice Swing Mode: Press "Practice Swing" button on remote,  
Press the Mode button on remote or Mode button on the unit

\* LCD Display



# Warranty

## One Year Limited Warranty

Voice Caddie warrants this hardware product against defects in materials and workmanship for a period of one year from the date of original retail purchase. If a defect exists, at its option Voice Caddie will (1) repair the product at no charge, (2) exchange the product with a product that is new or like-new and is at least functionally equivalent to the original product, or (3) refund the purchase price of the product. Voice Caddie shall have no obligation to repair, replace or refund until the customer returns the defective product to Voice Caddie. This warranty does not apply: (1) to damage caused by accident, abuse, misuse, misapplication, or non-Voice Caddie products; (2) to damage caused by service performed by anyone who is not a Voice Caddie Authorized Service Provider; or (3) to a product or part that has been modified without the written permission of Voice Caddie.

For more information on Voice Caddie's warranty and return policy, please visit [www.voicecaddie.com](http://www.voicecaddie.com)

Product Name	Swing Caddie	Warranty Period	
Model Name	SC200PLUS+	1 year after the date of purchase (Excludes battery and other components)	
Serial Number			
Purchase Date			
Purchaser's Address			
Full Name		Telephone	

### Notes

1. Swing Caddie measures carry distance and estimates rollout for total distance.
2. The range of the remote control may be reduced in direct sunlight.
3. Only swing speed is displayed in "Practice Swing" mode.
4. Data for irregular shots may not display properly.
5. Caution: Inserting the battery reversely may result in explosion.

### Specification

- Sensor: Doppler radar sensor
- Frequency: K band 24 GHz
- Power: 4ea \*1.5 V-AAA Battery
- Battery: About 20 hours
- Dimension: 77(W) X 150(H) X 25(T) mm
- Weight: Approx, 206 g (including battery)
- Operating temperature: -10°C ~ 50°C

### Customer Center

Tel: 562-926-3978

Email: [support@voicecaddie.com](mailto:support@voicecaddie.com)

Website: [www.voicecaddie.com](http://www.voicecaddie.com)