Care and Maintenance

Use a soft, clean cloth that will not scratch the surface when dusting. Use of furniture polish is not necessary.
Should you choose to use polish, test first in an inconspicuous area. Using solvents of any kind on your furniture may damage the finish.
Never use water to clean your furniture as it may cause damage to the finish.
Liquid spills should be removed immediately. Using a soft clean cloth, blot the spill gently. Avoid rubbing.
Check bolts/screws periodically and tighten them if necessary.

Further advice about wood furniture care

It is best to keep your furniture in a climate-controlled environment. Extreme temperature and humidity changes can cause fading, warping, shrinking and splitting of wood.
It is advised to keep furniture away from direct sunlight as sun may damage the finish.
Proper care and cleaning at home will extend the life of your purchase. Following these important and helpful tips will enhance your furniture as it ages.

COSTWAY
www.costway.com

Welcome to visit our website and purchase our quality products!

**Your suggestions and comments for COSTWAY are really important to us!
We sincerely solicit you to go back to our shop and leave a good rating in just a simple click. It would be quite encouraging if you could kindly do so like below:**

★★★★★ **Great products so far**
February 24, 2019
Great products so far. Fast delivery, easy setup, and working without any issues.

With your inspiring rating, COSTWAY will be more consistent to offer you EASY SHOPPING EXPERIENCE, GOOD PRODUCTS and EFFICIENT SERVICE!

US office: Fontana, California
UK office: Ipswich

- **Reward Points**
- **Exclusive Customer Service**
- **Personalized Recommendations**
- **Permanent Shopping Cart**
- **Order History**

5 Star Rating

We would like to extend our heartfelt thanks to all of our customers for taking time to assemble this product and giving us valuable feedbacks.

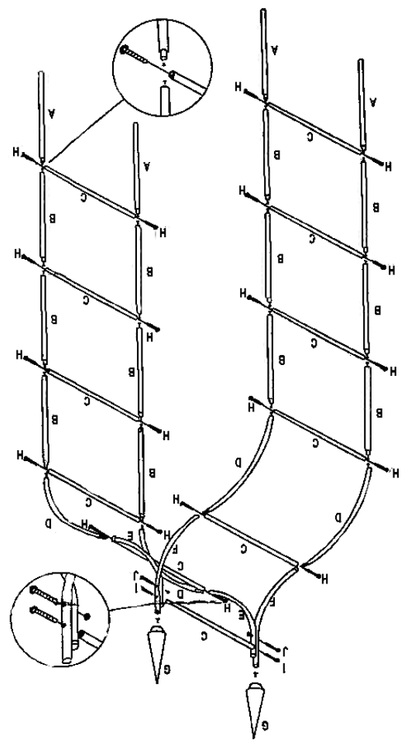

A		4
B		12
C		11
D		4
E		2
F		2
G		2
H	6X22MM	20
I	6X40MM	2
J	6MM	2

COSTWAY
www.costway.com

COSTWAY®



COSTWAY
WHERE THERE IS COSTWAY THERE IS HOME

USER'S MANUAL

Rose Arch
GT3261

THIS INSTRUCTION BOOKLET CONTAINS **IMPORTANT** SAFETY INFORMATION. PLEASE READ AND KEEP FOR FUTURE REFERENCE.

Please give us a chance to make it right and do better!
Contact our friendly customer service department for help first.
Replacements for missing or damaged parts will be shipped ASAP!

FLOOR AREA
2MX2M

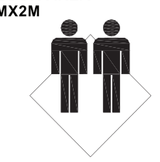

ASSEMBLED BY 2 ADULTS

Follow Costway
Visit us: www.costway.com

COSTWAY
www.costway.com

Before You Start



- Read each step carefully before starting. It is very important to ensure each step followed in correct order, otherwise assembly difficulties may occur.
- Most of board parts are labeled or stamped on the raw edges. Have a check to make sure all parts are included.
- Work in a spacious area, preferably on a carpet close to where the unit will be used.
- Keep the handtools close at hand. Do not use power tools to assemble your furniture. They may scratch or damage the parts.

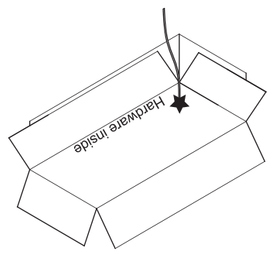

E-mail
US: cs.us@costway.com
UK: cs.uk@costway.com

ASSEMBLY VIEDO TIPS

https://v.costway.com/HW60320

Do NOT return this item.
Contact our friendly customer service department for help first.

Contact Us!

COSTWAY
www.costway.com

G3261说明书反面尺寸：420*295

G3261说明书正面尺寸：420*295