










# HOW TO USE YOUR DRIFT CAMPING PILLOW™

- 1. Begin in **Travel Mode** — with the protective outer shell (colored fabric) visible.
- 2. Reverse the envelope sleeve over the end of the pillow. The soft, cotton fabric will now be visible.
- 3. Flip pillow upside down. Grab corners of the pillow on the zipper end.
- 4-5. Shake the pillow case until the pillow core slides into the cotton fabric.
- 5. Roll the outer shell towards the cotton pillow.
- 6. Fold the cotton envelope sleeve over the rolled outer shell.
- 7. Pillow is now in **Sleep Mode**.
- 8. Repeat the process to return the pillow to **Travel Mode**.
- 9.