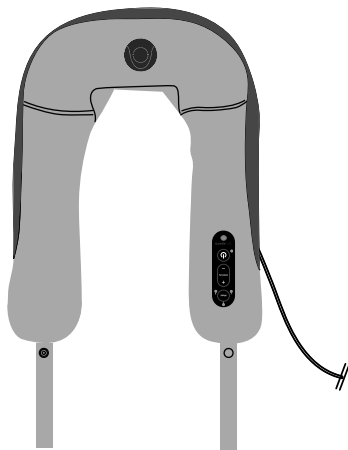




Neck and Shoulder Massager PL027



Operating Manual

Introduction

Tight neck and shoulder muscles? Prospera's PL027 bYoung Neck and Shoulder Massager is just for you. The tapping mechanism width is adjustable, so the massage is perfect for your shoulders and other areas. Apply it to your neck, shoulders, back, abdomen, or even legs for the ultimate power of tapping massage. With four adjustable intensities and speed and three automated programs, you can customize the tapping massage to your personal needs. The two massage heads work sequentially to loosen tight muscles. The control is conveniently located on the unit; with a mere touch, the massage begins. Prospera's user-friendly bYoung Neck and Shoulder massager delivers instant relief to the areas where you need it most. It's the perfect personal massager for both home and office.

Features of PL027 Neck and Shoulder Massager:

1. Tapping mechanism width is adjustable to best fit your shoulders
2. Four intensities selection
3. Three operating modes
4. LED to illustrate the current program
5. Auto shut off after 10 minutes
6. Built-in control for easy operation
7. A perfect addition to the home or office

Safety warnings	3
Set up	4
Operating the product	5-7
Trouble shooting	8
Consumer limited manufacturer's warranty	9-10
Positions	11
Warranty card	12
Prospera company contact	

Safety Warnings

When the bYoung Neck and Shoulder Massager is not in use, always unplug it from the transformer. This action conserves energy and prevents electric shock and damage to the product.

Warnings:

Please take these precautions to prevent electric shock, burns, fires, or other injuries.

1. Do not leave this product unattended when it is in use. Unplug the product from the power surge protector or cigarette lighter after usage.
2. Do not operate this product in an excessively humid environment, and avoid direct sunshine upon the product where it is set up.
3. Do not insert any sharp objects into the fabric of the product. These objects might include keys, pens, pencils, kitchen utensils, blades, knives, etc.
4. Do not use the product outdoors.
5. Do not use air refresher spray where the product is set up or in use.
6. Consult your doctor prior to using the product if you have heart, skin, and other health conditions.
7. This product is not intended for children.
8. We recommend this transformer to be plugged into a surge protector to avoid damage to its mechanism and electric components.

Attention:

1. Do not let babies and young children play with the product or cord.
2. If you feel any discomfort, stop the program immediately, and disconnect the product from the transformer.
3. Average daily usage for massage product ranges from 10 to 30 minutes. Do not use it while asleep.
4. This product contains electric components, wires, and other elements that cannot contact moisture. For instance, using this product in the bathroom, shower room, steam room, and sauna should be avoided.
5. Do not sit on the product.

Set up

You may stand or sit in a chair to use the Prospera's PL027 bYoung Neck and Shoulder Massager. For set up, please use a power surge protector for connecting the product.

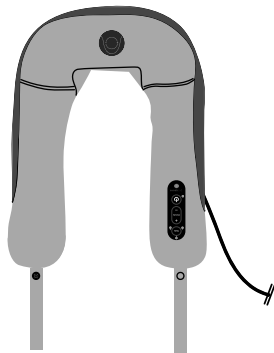


Take the product out of retail box, wrap it around your shoulders, and insert the plug to the surge protector. Turn the surge protector on.

Operating the product

Product Specifications:

- Manual intensity regulation with 4 adjustable intensity settings
- Powerful high-grade motor
- Three auto program selections
- The unit will automatically turn off after operated 10 minutes
- Built-in control
- LED display
- Beige color
- Weight 4.85 lbs
- Measures 23.6"x22.5"x2.8"
- UPC185277000400



Parameters:

Model: PL027

Name: bYoung Neck and Shoulder massager

Input: 120 Volts, 60 Hz

Power: 100W

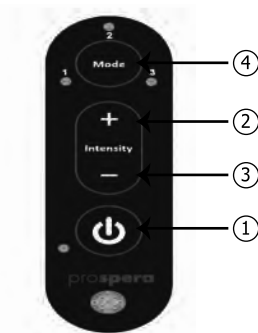
Operating the product

Function:

1. Tapping massage
2. Four intensities
3. Three auto programs
4. Auto programs are combination of various massage modes, speeds and intensities.
5. Adjustable and effective relaxation
6. Auto shut off after 10 min

Built-in Control:

1. POWER: ON/OFF function
2. + increase intensity
3. - decrease intensity
4. MODE: 3 auto programs Default mode setting is Mode 1 and lowest intensity.
Indicator 1 on ,the unit start to work.
Power indicator light is red.
Mode indicator lights are green



Operating the product

Operating Instruction:

1. Width adjustable tapping neck and shoulder massager .
Voltage: AC 120V/60Hz.
 2. Plug AC cord and press power button (1), power indicator will on.
Default mode setting is Mode 1 and lowest intensity.
Indicator 1 on ,the unit start to work.
Power indicator light is red .Mode indicator lights are green .
 3. To turn the unit off, press the power button (1) on the control panel .Unit will stop to work and all the indicator off.
 4. Press (3) higher intensity button can strengthen the tapping massage intensity.
Press (2) lower intensity button can reduce the tapping massage intensity.
Totally 4 adjustable intensity settings.
 5. Press Mode bottom to change three modes and the indicator light will turn on accordingly.
 6. The unit will automatically turn off after operated 10 minutes working time.
Unplug the unit from power surge.
- Recommended usage: twice a day, maximum of 10 minutes for each target area

Trouble shooting

Prospera's PL027 Neck and Shoulder Massager is a user-friendly product. It is built to last. If you follow the operating manual and the precautions, this product will last for a long time.

Should the following situations happen, please take recommended trouble shooting procedures:

1. If the leather is worn out, stop using it immediately.
2. If a wire is broken or the product does not work, unplug the product from the surge protector. Contact Prospera if it is under warranty.

Product Care Instruction

Use a damp cloth with water to wipe the device clean.

Consumer Limited Manufacturer's Warranty

Prospera warrants the Covered Product to be free of all defects in material and workmanship for 90 days from date of purchase. This warranty extends to the original buyer (only or and each successive buyer within the warranty period). Labor and parts are included during warranty period. Consumers are required to provide model number and dated proof of purchase (sales receipt) when contacting Prospera for the warranty service. This warranty is valid for all US customers in the 48 continental states, and two non continental states: Alaska and Hawaii.

Within the period of this warranty, Prospera will repair or replace, free of charge, any part proving defective in material and workmanship. All warranty repairs and service must be performed by Prospera authorized technician and service facility.

All expenses related to replacing or repairing a defective part under this warranty shall be assumed by Prospera. In except for the following expenses, which shall be assumed by the buyer:

Warranty exclusions:

This warranty does not apply to any costs, repairs, or services for the following:

Consumer Limited Manufacturer's Warranty


1. Repairs necessitated by use other than normal home use.
2. Damaged resulting from misuse, abuse, accidents, alternation or improper installation.
3. Corrective work necessitated by repairs made by anyone other than Prospera authorized service technicians.

Non-warranty service is provided on a "per incident" basis. Consumer will verify that the product has failed and provide information for servicing the unit. All applicable repairs, parts, shipping, handling, local tax and "per incident" fees will be charged for non-warranty repairs and support calls.

For warranty service, please call 925-292-5978, M-F, 8:00am to 4:00pm, Pacific Standard Time. Or send email to sales@prosperacorp.com. Consumer may also mail service request to this address:

Prospera Corporation
Warranty Service
392 West Larch Road # 31
Tracy, CA 95304

Positions



Warranty card



Warranty Registration Form

Product Name: _____

Product Model: _____ Purchase Price: _____

Date of Purchase: _____ Retailer: _____

First Name: _____ Last Name: _____

Address: _____

City: _____ State: _____ Zip: _____

Phone: _____ Email: _____

Signature and date: _____

Please mail to:

Prospera Corporation
392 West Larch Road # 31
Tracy, CA 95304

Tel: (925) 292 5978
Email: sales@prosperacorp.com

About Prospera

Prospera develops high quality, innovative, and affordable massage products, ranging anywhere from electronic pulse massagers to jade massagers. Prospera's products are available through leading department stores, consumer electronics stores, and major online retailers. Learn more about Prospera at www.prosperacorp.com

Prospera Corporation

392 West Larch Road # 31

Tracy, CA 95304

Tel: (925) 292 5978

Email: sales@prosperacorp.com