



Item Number: MUK-777-619

6+


Remote Control Dinosaur User Manual

WARNING:
CHOKING HAZARD-Small parts.
Not for children under 3 years.

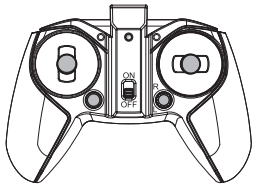
Safety warning :

- Parents: Please read the entire manual before using the toy.
- To avoid injury, do not pick up the toy while it is moving. Do not make any changes or modifications to the toy.

Package content




Rex



Remote control



Four



Instruction manual

Product introduction

Product number: MUK-777-619

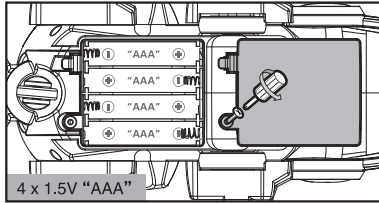
Product name: RC Rex

Product specifications: 10.8x3.74x4.25 inches

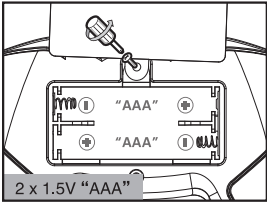
Remote control distance: up to 100 feet

Weight: 15 OZ

Frequency: 2.4G

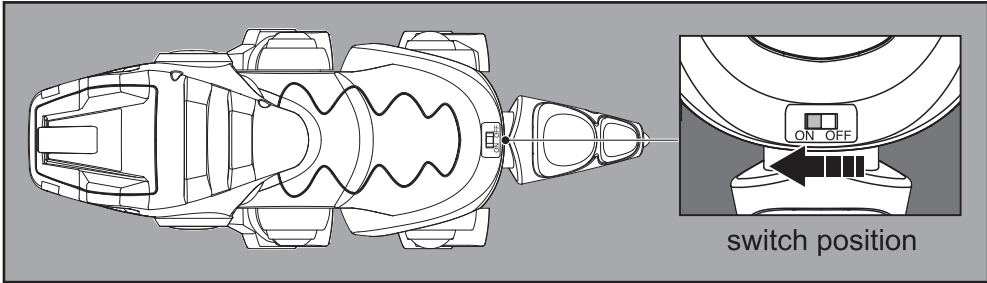


Rex needs 4x AAA batteries
(not included)



The remote uses 2x AAA
batteries(not included)

Pairing:
Push the ON/OFF switch to the on position, on Rex and the remote. Press any button on the remote to pair.



Warning、Attention、Maintenance

Warning:

- Non-rechargeable batteries are not rechargeable.
- Different types of batteries or old and new batteries should not be mixed.
- Use only the same battery as recommended.
- Insert the battery with the correct battery polarity.
- The exhausted battery should be removed from the toy.
- The power supply must not be shorted.

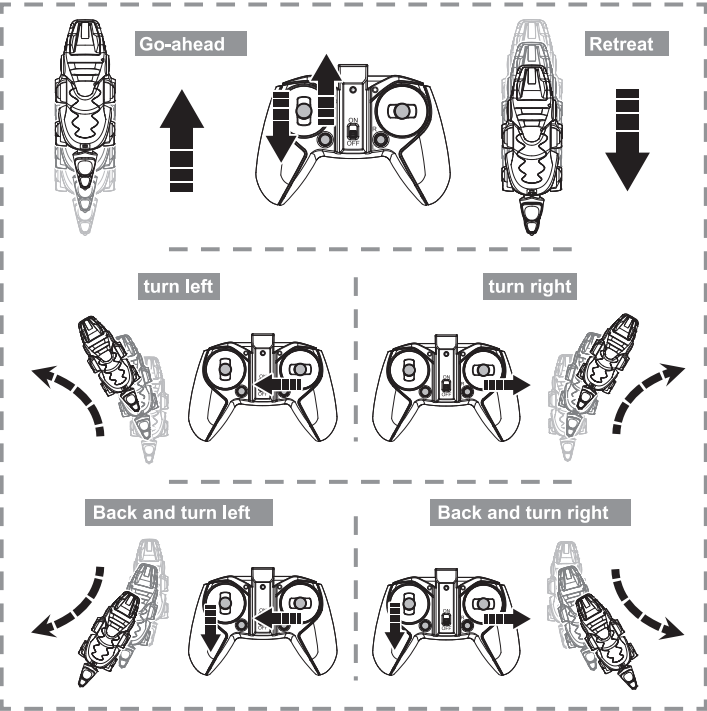
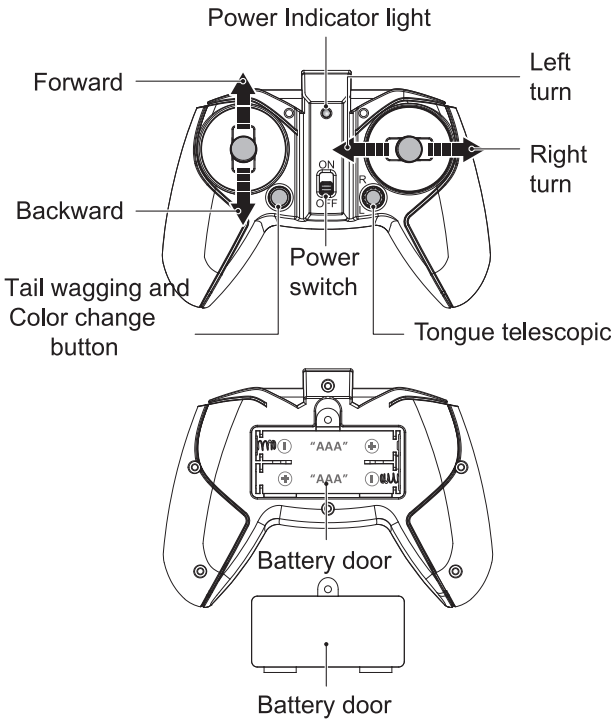
Attention:

- It is recommended to install or replace the battery under parental guidance.
- Keep the instructions for future reference.
- Use this product strictly in accordance with the instructions.
- In an electrostatic environment, the product may malfunction. The user has to reset the product.

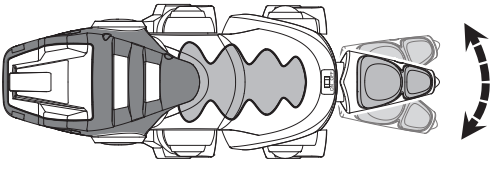
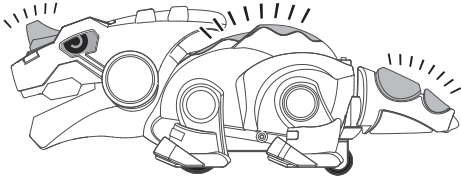
Maintenance:

- If you do not play this product for a long time, please remove the battery.
- Clean the product with a clean, soft cloth.
- Avoid exposing or exposing this toy to the sun.
- Do not immerse the toy in water as it may damage the electronic components.
- Do not use outdoors
- Drive Rex only on hard, clean, aspace and flat surfaces.

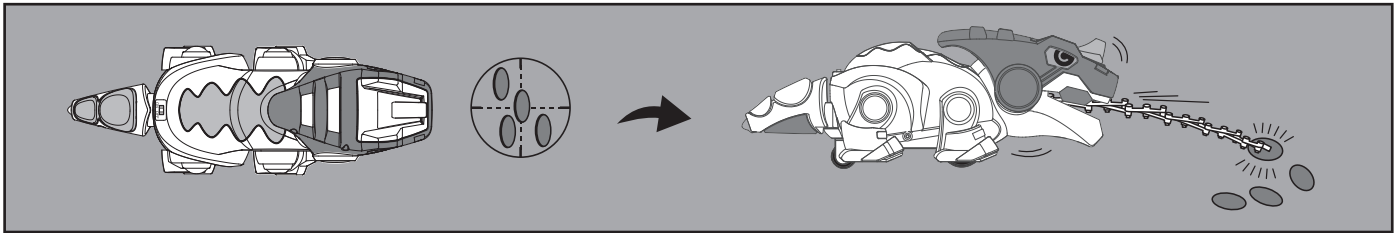
Remote control introduction



Function introduction



1. This product is a 2.4G remote control electric dinosaur with color changing light effects and sounds.
2. Turn on the dinosaur switch, the red light of the dinosaur flashes, and then turn on the remote control. After the pair is successful, the dinosaur's LED displays a green light, and the tail swings left and right. When dinosaur is idle, the tail will wag and the lights will flash
3. When you press the remote control tail wag button, the dinosaur LED light changes to one of 12 different colors and the tail swings left and right.
4. Press the remote control forward/backward/left turn/right turn, the dinosaur will do the corresponding forward/back-ward/left turn/right turn. The blue light flashes when turning, and the blue light is always on when moving forward/backward, and then returns to the main color after stopping the action.
5. Place the food discs at the proper distance in front of the dinosaur. Press the telescopic button on the remote control. The dinosaur tongue will stick out and then eat the disc will emit 1 of 5 roars; At this time, the chameleon's LED light will change into red the tail. Swings left and right, and returning to the green color after stopping the action.
6. When the dinosaur is low voltage, the light flashes and the tongue will not stretch Please replace the batteries.
7. When the remote control batteries are low, the indicator light flashes and the battery needs to be replaced.
8. Without manipulation for 5 minutes, the dinosaur automatically goes to sleep.
- 9.To remove the food from Rex's mouth, simply shake them out.



Troubleshooting

Problem	The reason	Corrective method
Dinosaur lost fuction or walking slowly	<ul style="list-style-type: none">● The battery is not connected well● Battery is low● The power switch is not in the "ON" position● The remote control does not have a good pair with the dinosaur	<ul style="list-style-type: none">● Check battery connection● Replace the battery with a new one● Push the power switch to the "ON" position● Turn off and turn on again both dinosaur and remote control to restart up● Follow the instructions to pair