

Instructions

1. Charge The Unit

Using USB-C port and included charging cable as shown in image. During charging each LED will illuminate indicating percentage of charge at each solid LED. When all LED's are solid the unit is fully charged. Low Battery Indicator all 3 LED's will flash at the same time indicating the battery is low and the product needs to be charged. (Diagram A)

2. Oscillation Speed Settings

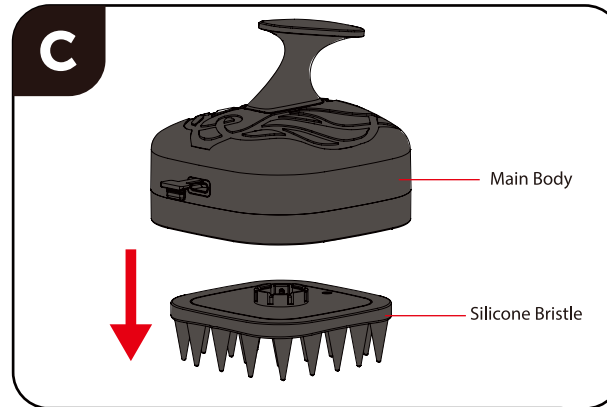
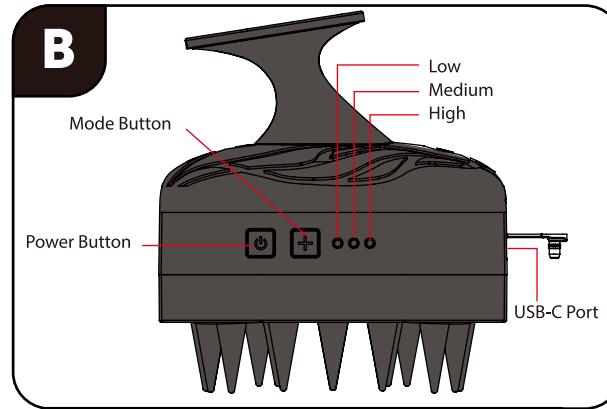
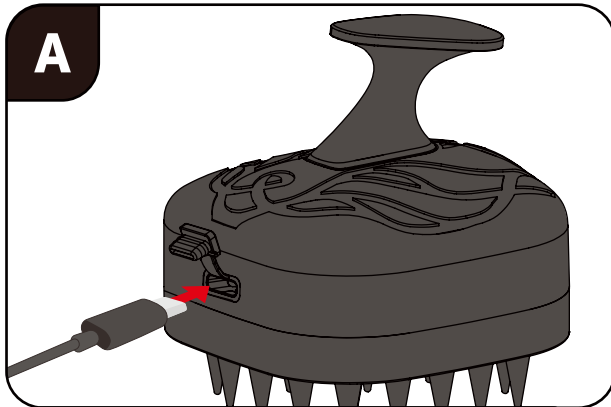
There are 3 mode oscillation speed settings. Low - Speed level 1, Medium - Speed level 2, and High - Speed level 3. Press the Mode button to cycle between settings. (Diagram B)

3. Removing the Silicone Bristle

Pull Silicone Bristle down from main unit. (Diagram C)

4. Cleaning the Silicone Bristle and the Scrubber

- Remove silicone bristles and wash under running water with soap. Use a damp cloth to clean the Sonic Scalp device.
- Remove any excess water and dry the exterior with a dry cloth.



BlackWolf®

sonic scalp scrubber

gentle oscillating soft
silicone bristles



INSTRUCTIONS

©2023 Allstar Innovations
Distributed by Allstar Innovations

Black Wolf is a registered trademark of Black Wolf Opco, Inc.

Made in China | Patent Pending
Product Color and Appearance May Vary

BC

FC

PLEASE VISIT [BLACKWOLFNATION.COM](https://blackwolfnation.com) FOR
MORE GREAT PRODUCTS & SPECIAL OFFERS

Components



1 x Scalp Massager



1 x USB-C Charging Cable

Important safety instructions.
Please read all instructions before use.
Use this product only as indicated in
these instructions.

WARNING:

- Water Resistant IPX 7 – can be used in the shower.
- The device is only intended for domestic/private use, and not for commercial use.
- The device is only intended for the purpose described in this instruction manual.
- To Reduce risk of electric shock, DO NOT get the product, or charging cable wet or immerse in water while charging.
- If you are under a doctors care for any skin condition or if you think you may have a skin condition, please consult your physician before use.
- Do not clean device with harsh chemical agents.
- Do not use the device on broken skin, or open wounds.
- Do not use on animals.
- If the product or its components are damaged, Please discard immediately. Do not attempt to repair, or disassemble the device.

CHOKING HAZARD:

Keep out of reach of children. Do not allow children to play with this device or its components. This is not a toy.

This device complies with part 15 of the FCC Rules. Operation is subject to the following two conditions: (1) This device may not cause harmful interference, and (2) this device must accept any interference received, including interference that may cause undesired operation.

NOTE: This product has been tested and found to comply with the limits for a Class B digital device, pursuant to Part 15 of the FCC Rules. These limits are designed to provide reasonable protection against harmful interference in a residential installation. This equipment generates, uses and can radiate radio frequency energy and, if not installed and used in accordance with the instructions, may cause harmful interference to radio communications. However, there is no guarantee that interference will not occur in a particular installation. If this equipment does cause harmful interference to radio or television reception, which can be determined by turning the equipment off and on, the user is encouraged to try to correct the interference by one or more of the following measures:

- Reorient or relocate the receiving antenna.
- Increase the separation between the equipment and receiver.
- Connect the equipment into an outlet on a circuit different from that to which the receiver is connected.
- Consult the dealer or an experienced radio/TV technician for help.

Changes or modifications not expressly approved by the party responsible for compliance could void the user's authority to operate the equipment.

Getting Started

Read all instructions before first use.

- Fully charge scrubber before use. Charge using the included USB-C cable. When all LED's are solid, the unit is fully charged and ready to use.
- Before using the device for the first time rinse the device with water.
- Apply shampoo or conditioner to hair and use the Sonic Scrubber to lather product into hair and massage scalp. For Optimal results we recommend using BlackWolf Shampoo and BlackWolf Conditioner. Blackwolfnation.com
- Power on the device by quick pressing the power button. Quick press the mode button to change oscillation speed settings. Quick press the power to power the device off.
- After use, turn off the device rinse excess soap, and shake out any excess water.



PLEASE VISIT BLACKWOLFNATION.COM FOR MORE GREAT PRODUCTS & SPECIAL OFFERS