



Triple Motion Massage Cushion

Shiatsu Massage | Back Rest Cushion | Leg Wedge
Heat Treatment



Instruction Manual
Model: **KH381**

*** Keep this manual for future reference ***

READ AND SAVE IMPORTANT SAFETY INSTRUCTION

Read the following safety information carefully before using this product. If you have any medical conditions (such as pacemaker and pregnant) or are undergoing medical treatment or surgery on the targeted area, we advise that you should consult with your doctor before use.

SAFETY NOTE:



Attention: Do NOT sit or stand up on product. This product does NOT have water-proof, do not immerse water. Do not use this product under blankets or under other covers. This product is NOT a toy.



Attention: This product is designed for private use, not intended for medical or commercial purpose. Children should be supervised to ensure that they do not use this product as a toy.

PRECAUTION:

- Make sure neck is free of ornamentation (necklaces, bands, etc.) before using this massager on neck or upper back area.
- Use this massager on soft surface such as sofa or bed to maximize comfort.
- Always use this Carepeutic product with its cover / sleeve on it and is properly zipped.

CAUTION:

- Do not immerse the product into water for cleaning.
- Do not stand up on this product or sit on its massage board. Use it only when you are seated on a chair or sofa or bed.
- Do not try to plug or unplug the power adaptor when hands are wet.
- Do not use the product if you are hungry, right after meal, drunk, or right after extreme exercise.
- Do not use the product if you have wound or are after surgery and not yet fully recovered on targeted area.
- Do not use this product continuously for more than 45 minutes at a time. It is recommended that you should take 5 to 10 minutes of break for every 30 minutes of massaging.
- Do not use this product while you are sleeping, and avoid falling asleep while the product is in use.
- Always unplug the product from the power outlet after use. Never leave this product unattended while its power is connected.
- Never use the product close to heater, fireplace, stove or other heat source.
- Always escort and pay attention while children, patients, disabled and elderly people are using this product. This product is not for children under age 12.
- Never use the product if the plug/wire/product is damaged, if it is not in a smooth operation as it should be, or if it immerses water.
- People with heart disease or are prohibited to have excited exercise should not use this product unless you have consulted with your doctor.
- People with skin allergy, wounded or after surgery and not well recovered should not use this product unless you have consulted with your doctor.
- Unauthorized person is not allowed to reconstruct or replace the

component of this product.

- Do not use this product in sauna room or bathroom, or in area where has high humidity or wet floor.
- Close supervision is necessary when this product is used by, close or next to children, invalids, or disabled person.
- Never let children, mental retarded and people with difficulty in action to operate this product and to reach the power source.
- If the product has not been used for a long time, check it before use again.
- Excessive use can lead to overheat and shorter product life. Should this occur, turn off and unplug the power, and allow the product to cool down before use again.
- Do not use this product as a substitute for medical treatment.
- This product is designed for household use only.

MEDICAL NOTES:

1. To avoid excessive stimulation of skin, the massage time should not exceed the recommended working time.
2. If you are under medical treatment and your doctor or orthopedist does not particularly forbid foot spa massage, you can enjoy the massage following your doctor's instruction.
3. A massage should never feel unpleasant. Should pain or discomfort result, discontinue use and consult with your doctor.
4. Excessive massage can also have harm to body.
5. People who are unable to feel normal temperature, the ill persons undergoing medical treatment and children should not use this product without adult supervision. Massaging could be dangerous to people with wound or injury on targeted areas. If in doubt, talk to your doctor in advance.

WARNING — TO REDUCE RISK OF BURN, FIRE, ELECTRIC SHOCK, OR INJURY TO USERS:

1. This product should never be left unattended when it is plugged in. Unplug it from outlet when it is not in use.
2. Close supervision is necessary when this product is used by or close to children, invalids, or disabled persons. **THIS PRODUCT IS NOT A TOY.**
3. Use this product only for its intended use as described in this manual.
4. Never operate this product if it has a damaged power cord or plug, if it is not working properly, if it has been dropped or damaged on case or immersed water. Return the product to service center for examination and repair. Never try to take apart or repair this product by yourselves.
5. Do not carry this product with its power cord or cover or sleeve or use the power cord as a handle.
6. Turn off the device on the controller before unplug from wall outlet.
7. Use only the original adaptor that comes with the product.
8. Keep power cord away from heat or wet sources.
9. Always unplug the power cord from the electrical outlet after using and before cleaning.
10. Do not use attachments that are not recommended by manufacturer for this product.

NOTICE: this product should not be used in the following circumstances:

- Massage should be comfortable and pleasant. Should pain or discomfort result, discontinue use and consult with your doctor.
- Avoid the use of an uncertified extension cord because the extension cord may lead to overheat and risk of fire.
- This product should never be used by an individual with a medical condition that will limit the user's capability to operate the product.
- Never use this product if there is wound or injury on targeted areas.

- Do not use this product after taking pain relief medications, sedatives or alcohol. Consult with your doctor if you are under these circumstances.
- Do not use this product when you have insensitive skin in your targeted areas or in the environment of poor air circulation. The unattended use of heat by children or incapacitated persons may be dangerous.
- It is recommended not to use this product 30 minutes before or after your meal.

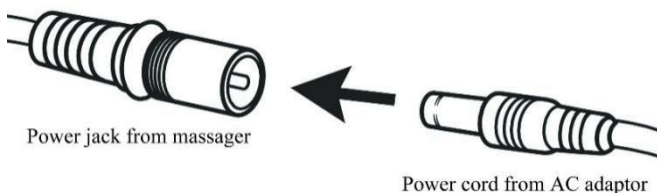
SPECIAL WARNING:

- Do not place this product where it may fall into a tub or sink.
- Do not immerse water or other liquid with this product.
- Do not put your foot into the massage board when your foot is wet.
- Do not attempt to plug or unplug the power source while your feet are in the massage board or when your hands are wet.
- Use the product on a dry sturdy level surface.

OPERATION GUIDE

Power Connection:


- Connect the AC to the electric outlet and to the power jack on massager.



Triple Motion:

This product comes with the following parts:

- **Back cushion:** inversible use (as back support cushion or as leg wedge).
- **Massage pillow:** detachable, used for neck or back or leg massage.
- **Back cushion flap** with zipping system: removable and washable.
- **Massage pillow sleeve** with zipping system: removable and washable.
- **Triple motion:** detachable, switchable, transformable.



TRIANGLE PAD

+

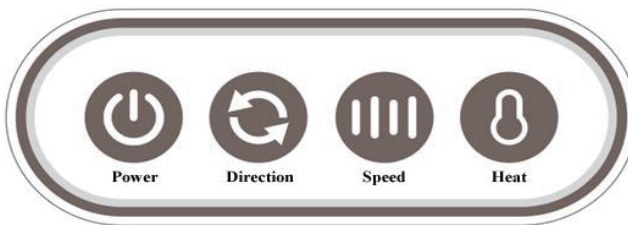


PILLOW MASSAGER

=



Control Panel:



Power Button:

- Press the **Power** button to turn on power.

- After power is on, the product starts massaging with its default program automatically:
 - a. Shiatsu massage with forward and backward rotating direction; its massage direction will switch alternately in order 75 seconds and 85 seconds.
 - b. Massage with Medium speed.
 - c. Heat is on.
 - d. Stop massaging after 15 minutes.
- Press the **Power** button to turn off power any time during massaging.
- This one-touch control solution (Power button) is specially designed for elderly people who choose not to customize its massage programs, only need to press the **Power** button to turn on power, and the machine will work through all massage programs with different preset functions automatically.

Direction Button:

- Press the **Direction** button to choose constantly forward or constantly backward rotating direction during massaging, if you prefer not to have alternately switched every 30 seconds.

Speed Button:

- The product has 3 selective massage speeds: Low, Medium, High.
- Its default massage speed is: Medium.
- Press the **Speed** button to choose different speeds during massaging.

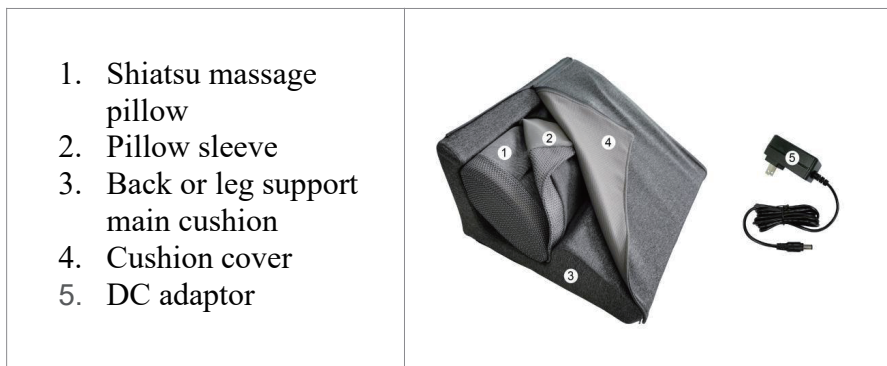
Heat Button:

- After power is on, press the **Heat** button to turn on or turn off heat function any time during massaging.

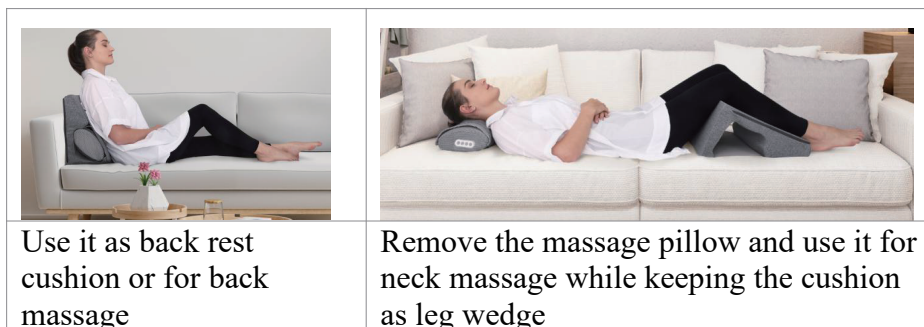
- It takes about 5 minutes to have warming temperature. For safety, its highest temperature is about 104 Fahrenheit degrees (40 Celsius).

How to use the cushion:

- Always use it with the cushion cover and the pillow sleeve properly zipped on the product.



- The cushion is designed with reversable use.
- The massage pillow is detachable; use it for massaging on neck, lower back, thigh or calf, with or without pillow separated from the main cushion.





Lumbar massage



Belly massage



Hand massage




Thigh massage



Calf massage



Foot massage



Use it on bed



Use it on sofa

Cleaning and Maintenance:



1. Before cleaning, you must turn off the power and unplug the power cord from the electric outlet.
2. Clean the product only with a soft damp towel. Never use strong abrasives, detergents, or cleaning agents for cleaning.
3. Do not immerse the product in water to do cleaning.
4. Only the cushion cover and the pillow sleeve are removable and washable. Unzip it and wash it with tap water, **air dry only, hand wash only.**
5. After the cushion cover and the pillow sleeve are completely dry, put it back and have it zipped properly on the cushion and pillow before using the massager.

Storage:

1. Unplug the power cord from wall outlet and allow it to cool down.
2. Place it in its box or in a clean, dry location.
3. Do NOT drag or hang the unit with its power cord or its covers
4. This product is designed for household use only.

5. Never put the product close to fireplace or other heating sources or in the area with high humidity.

Features:

- Total-body relaxation from neck to lower back and to calf with deep or light Shiatsu warming massage.
- Switchable design between back cushion and leg wedge.
- Reversible use and can be transformed into different angles for different usages.
- Use it as a massager for neck, lower back, thigh, or calf.
- Use it as a cushioning support for back, knees, or legs.
- Shiatsu massage with three selective speeds and two selective massage directions with option of automatic or manual switching.
- Replaceable and washable cushion cover and pillow sleeve offers good hygiene and calm massage experience.
- Soothing heat therapy helps boost body circulation.
- Massage with backward or forward direction or switched alternately.
- Shiatsu massage can work alone or with heat therapy simultaneously.
- With one-touch control solution (Power button) specially designed for elderly people.
- Overheat protection with auto shut off after 15 minutes.

Specifications:

- Heat therapy temperature: maximum 40 Celsius degrees (104 Fahrenheit degrees).
- Shiatsu massage speed: Low, Medium, High.

- Massage with 2 directions (forward or backward) and 8 massage nodes.
- Default working time: 15 minutes (auto shut off after 15 minutes).
- Voltage: 100-240V 50/60Hz 0.7A
- Output: 12V DC 2.0A, AC adaptor (included)
- Power consumption: 24W
- One cushion cover and one pillow sleeve are included.
- Product weight: 5.8 lbs
- Product dimension: 8.75 L x 16 W x 15 H inches



Correct Disposal of this product:

This marking indicates that this product should not be disposed with other household wastes. To prevent

possible harm to the environment or human health from uncontrolled waste disposal, recycle it responsibly to promote the sustainable reuse of material resources. To return your used product, please use the return and collection system or contact the retailer where the product was purchased from.

Troubleshooting:

Problem	Cause	Solutions
Machine has no power	Power connection or not yet turn on the power	Make sure the power cord is connected to the power jack on machine properly.

Massage direction does not switch automatically	Massaging is not under its default program.	Turn off the power and turn it back on again, do not press the Direction button during massage.
What is the correct direction to put the pillow on the cushion?		Both directions are workable.
Product stops working	Default working time is up (max. is 15 minutes).	Press the Power button to turn on power again.
Not sure if the heat is working	Press the Heat button to turn off and turn on the heat function.	It takes about 5 minutes to have warming temperature. For safety, its maximum temperature is about 104 Fahrenheit degrees (40 Celsius).

Note: This product is not intended to diagnose, treat, cure, or prevent any disease.

Limited Warranty:

Please contact seller for warranty. Limited warranty from manufacturer only for original purchaser against manufacturing or workmanship defect under normal use. Due to the hygiene or rehabilitation nature of this product, it is non-returnable unless it is in unused condition.

Carepeutic® is a registered trademark, all rights reserved, © Q.L.M.

www.ideaTomorrow.com

Powered by Carepeutic® Health Conception Lab

Conceptualized in USA