

fancii

fancii

Good-bye  
Boring Beauty  
Routine!



### 3 dimmable light settings

Choose from neutral white, soft white and natural daylight. These 3 dimmable light settings simulate day, evening, and home lighting conditions, so you can look flawless wherever you go.

### detachable stand

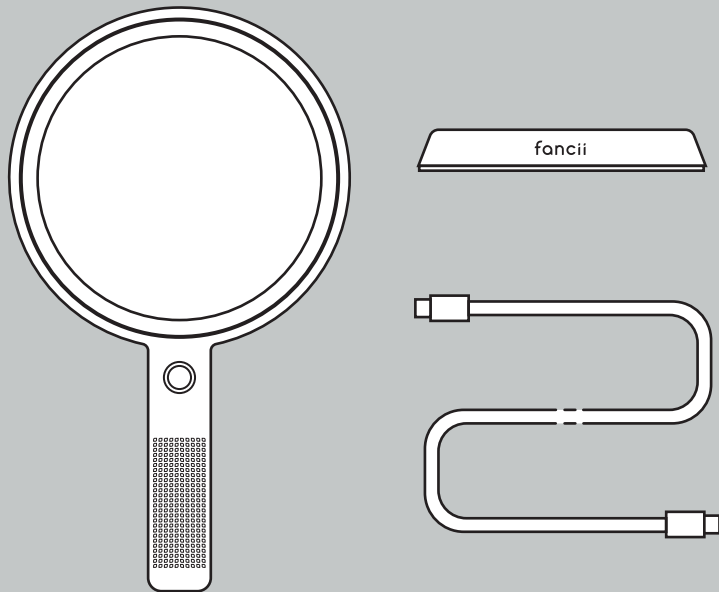
Cami effortlessly detaches from its stand so you can use it either as a hand-held mirror or as a vanity. Adjust the mirror's angle up to 30 degrees while on the stand, so you don't have to bend over backwards to see your face.

### eco-friendly power

Cami is designed with a rechargeable battery to reduce waste, conserve power, and save you money on expensive replacement batteries.

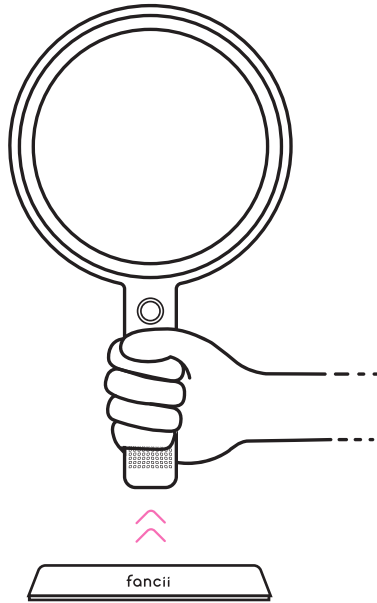
### see more details

Comes with a 1x mirror on one side, and a large 6-inch 5x magnifying mirror on the other. Never miss a detail again!



## LET'S GET IT STARTED

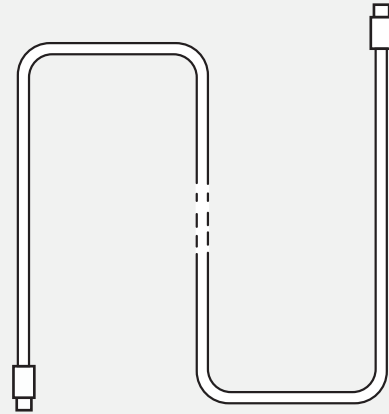
---



3 / Gently pull mirror in an upwards motion away from the stand for handheld use.

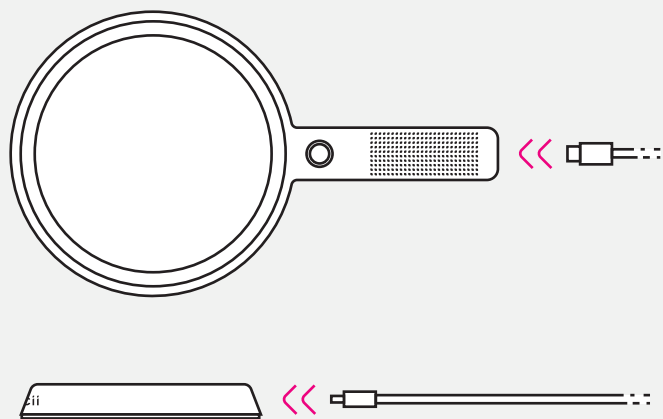
## CHARGING

---



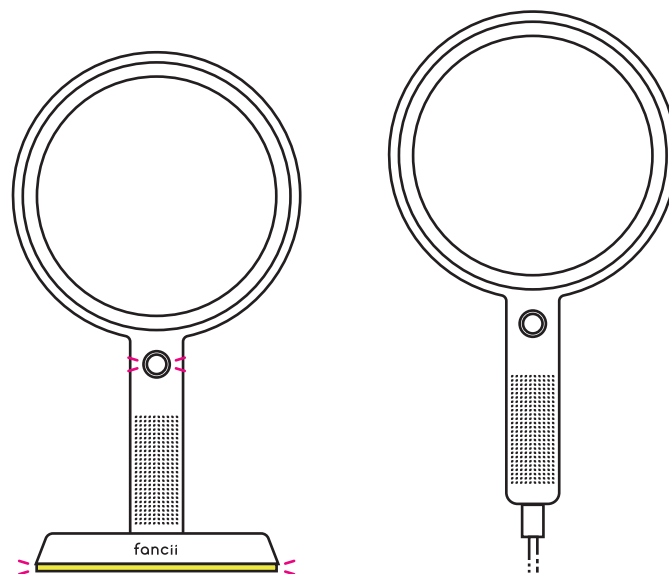
1 / Use the USB-C cord provided to charge the battery.

## CHARGING



2 / Insert USB-C cord in port located underneath the handle OR on the stand, and connect opposite end to a reliable power source.


## CHARGING



3 / Charging light will turn off when fully charged ( $\approx$  3 hours). Make sure the Cami is fully charged before first use.

## POWERING UP

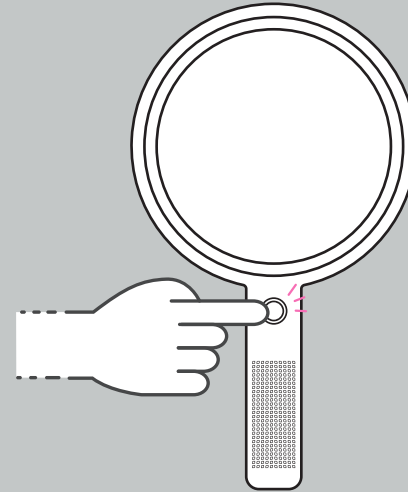
---



1 / Ensure battery is charged or USB-C cord is plugged into a reliable power source.

## POWERING UP

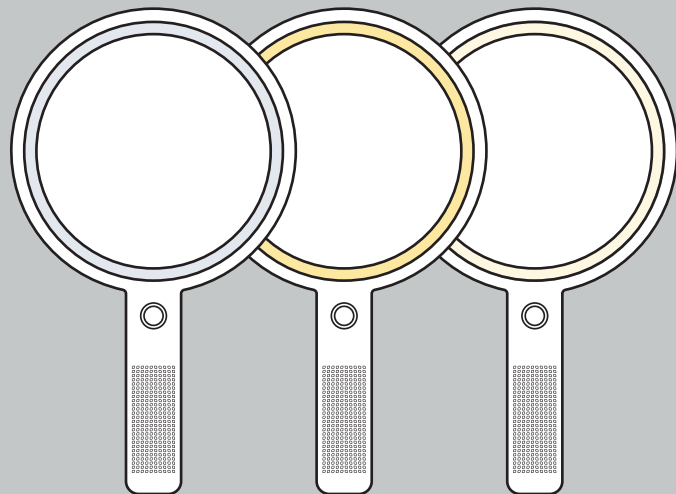
---



2 / Push the power button on the front of the mirror to turn on LED lights.

## POWERING UP

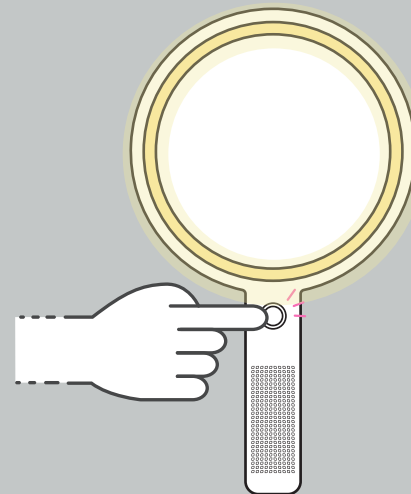
---



3 / Tap power button to cycle through 3 light setting options (Neutral White - Soft White - Natural Daylight).


## POWERING UP

---



4 / Hold finger on power button to adjust the brightness up or down.

POWERING UP



5 / Press the power button to turn off.

Note: Cami will automatically shutoff after 30 minutes.

## warnings

- 1 / Keep this product away from young children and pets.
- 2 / The mirror is not waterproof. To protect against electrical hazards, do not use it in the bath or shower.
- 3 / Do not place the mirror in direct sunlight. Reflection of direct sunlight by the mirror could cause a fire.
- 4 / Use this mirror only for its intended purpose.
- 5 / This product contains glass and may shatter if dropped. Handle with care.
- 6 / This product contains a lithium battery and should be recycled or disposed of according to state and local guidelines.

## battery disposal

Note: Opening and disassembling the device will void its warranty. The process is not reversible. This action must only be undertaken when the device is ready to be disposed of.

All batteries should be recycled or disposed of as per state or local guidelines, and should not be thrown away in household waste. To remove the battery, cut open the silicone plastic shell and carefully remove the lithium battery. Wear gloves during this process for your safety. Do not dispose of in a fire as the battery will likely explode and cause injury.

# want free fancii?

Share photos of you using your Fancii product  
with the hashtag #FanciiFam

**Send in before and after photos**  
to our email: [results@fancii.com](mailto:results@fancii.com)

@FanciiCo



———— as featured in ————

allure

GLAMOUR

VOGUE