

Warranty card

Tip: After your product warranty period, if you still need to provide warranty service, we will charge the actual situation as appropriate. The following cases, does not belong to the scope of free repair:

- 1、failure to present the original warranty card or invoice;
- 2、warranty card or invoice is altered;
- 3、accidental factors leading to product damage;
- 4、not in accordance with the instructions leading to product damage;
- 5、 unauthorized disassembly, repair leading to product damage.

Product Model:..... Product Name:

Date of purchase:..... Place of purchase:

Date of shipment:..... User Name:

Contact Number:..... User Address:

Reason for Warranty:.....
.....

Certificate of Conformity

Inspector:

Model Number:

Date of manufacture:

06 Product cleaning and maintenance

Clean

- Before cleaning, make sure that the switch is turned off and the power plug has been unplugged from the socket. Please use a dry cloth to clean the surface of the product.

Maintain

- Make sure that the switch is turned off and the power plug has been unplugged from the socket.
- Keep the product clean and away from places with high humidity.
- If you do not use this product for a long time, please use a dust cover (please buy it yourself) to cover the product to prevent it from falling into dust.



Do not use corrosive cleaning products such as stupid or thinner, otherwise it may cause the product to fade.

07 Safety Precautions

Product assembly and maintenance

- Do not disassemble the internal components of the product privately to avoid product failure.
- The product can only be repaired by professional maintenance personnel, please do not disassemble or repair it privately.

About the power plug and power cord

- Check whether it meets the voltage specified by the product.
- Do not unplug the power cord with wet hands to avoid electric shock.
- When unplugging the power cord, hold the power cord plug instead of the power cord.
- Do not squeeze the power cord by other heavy objects.
- The product has the function of overheating protection.
- The product power cord is damaged, please stop using the product immediately, turn off the controller switch, unplug the power cord from the socket, and contact professional maintenance personnel.

Switch considerations

- Do not operate the control switch with wet hands.
- Do not allow the control switch to come into contact with liquids such as water.

08 Troubleshooting

Phenomenon	possible reason	Approach
Stop working after 15 minutes of use	The default working time of automatic mode is 15 minutes	Restart
Can not boot	The power plug is not plugged in properly	Unplug the power plug and plug it in again
	Product overheat protection	Turn off the product for 30 minutes before using it

09 Product technical parameters

Product Name: Hip and waist massage pad

Product model: AY-001

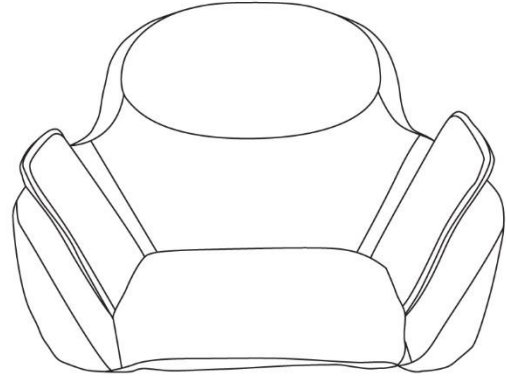
Rated voltage: 12V $\overline{\sim}$ 2A

Rated power: 30W

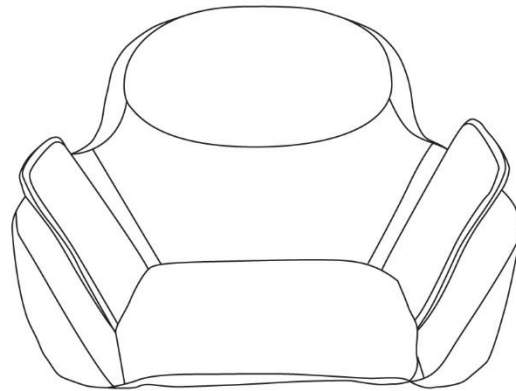
Net weight: 2.8KG

Product size:: 490*470*350mm

List of product accessories: Massage cushion * 1; Power adapter * 1; manual *1 (including warranty card and certificate)



HIP AND WAIST MASSAGE PAD

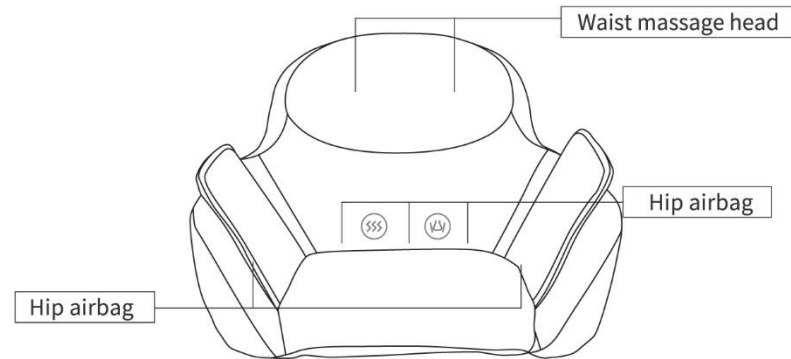


Product manual

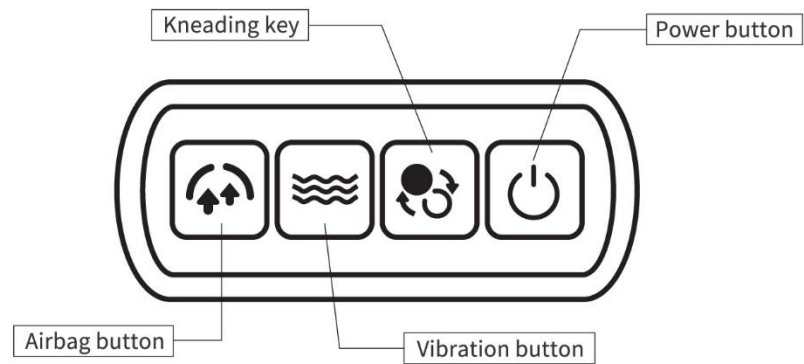
(please read the instruction manual carefully before installing and using the product)

01 Component name

Subject

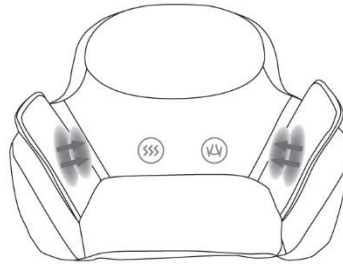


Press the key

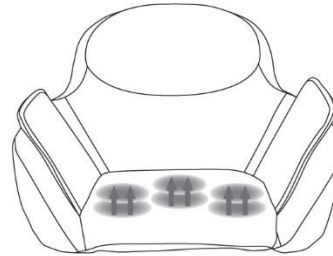


02 Function Show

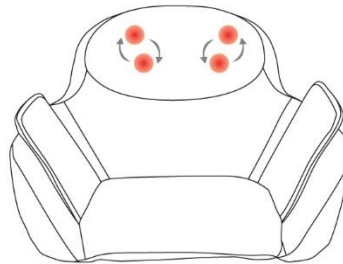
Hip airbag squeeze



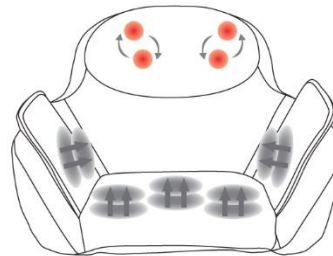
Massage the buttocks



Rotating and heating
waist massage



Comprehensive massage

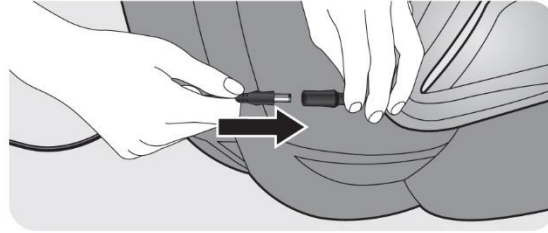


03 How to use

Preparation before use

- Check whether the product is damaged

Instructions



1. Connect the output plug of the power adapter to the DC socket of the massage chair, and then insert the input plug into the 220V/50Hz power socket.
2. Press the key: automatically open the hip airbag, hip airbag and kneading mode.
3. Airbag button: can close or open the hip airbag and hip airbag.
4. Kneading button: can close or open the waist kneading function.
5. Vibration button: You can turn on the waist vibration mode, and press the vibration button again to turn off the vibration mode.
6. Press the power button again to turn off all functions.

After use

- Please unplug the power plug

04 Safety warning

1. Please read this operating guide carefully before use, and do not use it in the same position for more than 30 minutes.
2. Avoid using the product immediately after eating, wait at least one hour before using the product.
3. People who are pregnant should use this product as recommended by their doctor.
4. The product is not suitable for people (including children) who have decreased physical sensory or mental abilities or lack experience knowledge. Use, unless they use the product under the supervision of a guardian to ensure their safety.
5. If the cable or plug is damaged, malfunctions or falls into the water, do not operate this product.
6. Do not lift the product directly with the power cord or use the power cord as a handle.
7. Do not wrap or bend the power cord around the product, otherwise the power cord may be damaged.
8. Do not use this product if the clothes are wet.
9. Those who buy medical electronic devices such as pacemakers can use them under the guidance of doctors.
10. Patients suffering from malignant tumors, acute diseases, heart diseases, and severe hypertension can use it under the guidance of a doctor.
11. When no one is watching, please be sure to unplug the power plug from the power socket.
12. The device has a heating surface, so people who are not sensitive to heat must pay attention to it.

05 Transport and storage

- This product is equipped with simple anti-vibration facilities, suitable for railway, highway and ship transportation. It should avoid rain and snow splashing, inversion and collision.
- The storage period is more than 6 months. It should be checked out of the box and treated with electricity for half an hour. It should not be close to the ground, walls and roof.
- The room should be well ventilated to avoid strong sunlight and corrosive gas erosion.

Reserved for future use | 20201112001

The company reserves the right to improve the product and manual, if there is any change without notice, the appearance of the product shall prevail in kind;
This booklet has been carefully checked, but it is not ruled out that there may be printing errors or misunderstandings in the content, please understand.



Improper disposal of waste will cause environmental pollution