

9cm

9cm

9cm



ABOUT US

We are a small business located in Los Angeles, California and led by a group of passionate individuals whose sole mission is to improve the lives of seniors and low vision individuals.

Putting a smile on their faces and helping them enjoy reading again is our only goal and the reason why we exist.

NEED HELP?

We invest heavily on product research and development to ensure **Magnipros** products exceed our customers expectations.

If you are not completely satisfied with your purchase, please contact us so that we can quickly resolve the issue - and please provide your order number for the most efficient service.

We quickly respond to emails 24/7

CONTACT US:

✉ Email: **support@magnipros.com**

☎ Toll Free: **1.888.507.8962**

💬 Message us on Facebook.

SUPPORT HOURS:

🕒 **Monday-Friday; 8:30am-5pm PST.**



RECHARGEABLE LED PAGE MAGNIFIER

(Item #1816)

THANK YOU FOR YOUR PURCHASE

REGISTER YOUR PRODUCT
AND RECEIVE A
BONUS YEAR WARRANTY

16cm

27cm

9cm

HOW TO USE


PLEASE READ THIS INSTRUCTION MANUAL CAREFULLY BEFORE USE.

STEP 1



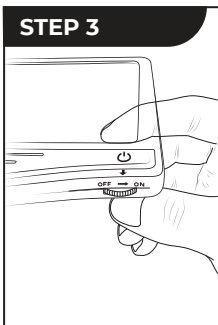
Remove the protective film on the flat side of the lens. **One protective film only.**

STEP 2



Charge the LED magnifier with charging cable in the package, power adpoter is NOT included, charging port is located at the bottom left corner of magnifier. Charging indicator will be solid RED when charging and solid GREEN when it's fully charged.


STEP 3



Dimmer wheel which adjusts the brightness level is located on the bottom right corner of this magnifier, turn the wheel to the right to increase brightness level or turn on lighting, turn the wheel to the left to decrease brightness level or turn off lighting.

9cm

STEP 4



Hold this magnifier directly above the objects/small prints 3" to 5", adjust distance to the most comfortable length for your eyes to see clear.

SAFETY PRECAUTIONS

1. Do not use this magnifier under the direct sunlight as it may cause fire hazard.
2. Do not use this magnifier to observe the sun, it may damage to your eyes.

MAINTENANCE TIP

1. Clean the lens with the included cleaning pouch and store your magnifier when not in use to avoid accidental scratches.
2. Do not use alcohol, gasoline and other chemical liquids to wipe the lens.

PACKAGE CONTENT:

Rechargeable LED Magnifier x 1,
Charging Cable x 1, User Manual x 1,
Cleaning Pouch x 1.

9cm

ACTIVATE YOUR EXTENDED WARRANTY TO 2 YEARS

Register within 10 days of receiving this magnifier at magnipros.com/pages/product-registration

or

Use your phone camera to **scan this QR code**, you will be completing on messenger within 2 mins.



#MagniPros

16cm

27cm