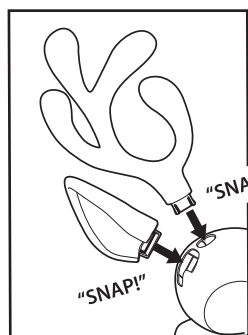


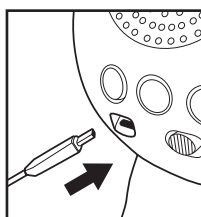


1. Power adapter not included, all USB power adapters are compatible (ie: mobile phone charger).
2. Please do not open Fawny in order to avoid damaging the unit.
3. Maintain adequate ventilation, do not cover the Fawny with objects such as cloth or other materials.
4. Please keep Fawny away from direct rain, water or snow, covered porch outdoor setting is OK.
5. Please disconnect/remove power source (USB cable) when not using for extended periods of time.
6. Please do not disconnect the USB cable when Fawny is ON. Switch OFF and then disconnect the USB cable.
7. Do NOT drop or shake the unit.
8. Please ensure that Fawny is placed in temperatures within 20°F - 100°F

1. Attach Ears and Antlers




2. Attach USB cable (INCLUDED)



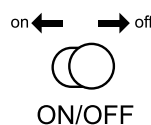
3. Use any USB power adapter (NOT INCLUDED)



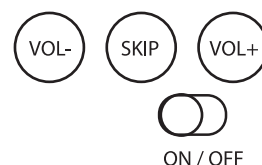
4. Plug USB power adapter (NOT INCLUDED)



5. Switch power button



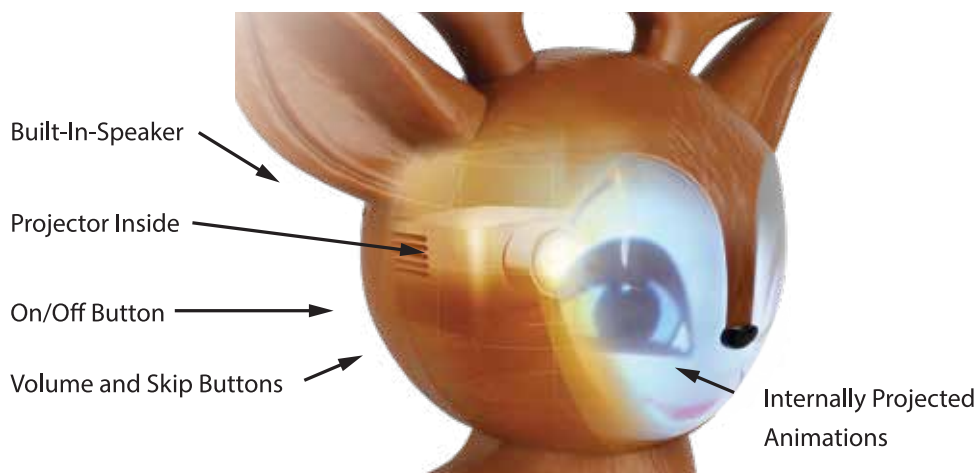
6. Adjust controls



Still Mode:

Give Fawny a decorative look by entering into still mode. Jack will not run any animation but instead will maintain a still face. Press and hold the + & - buttons simultaneously for 3 seconds to enter into still mode. To exit press any button to resume animations.

***Note:** 30 minutes of video will continue on a loop until turned off manually, there is no timer on Fawny.



MINDSCOPE
PRODUCTS

PO BOX 9525
GLENDALE, CA 91226

Connect with us:



[pinterest.com/mindscope](https://www.pinterest.com/mindscope)



[youtube.com/mindscope](https://www.youtube.com/mindscope)



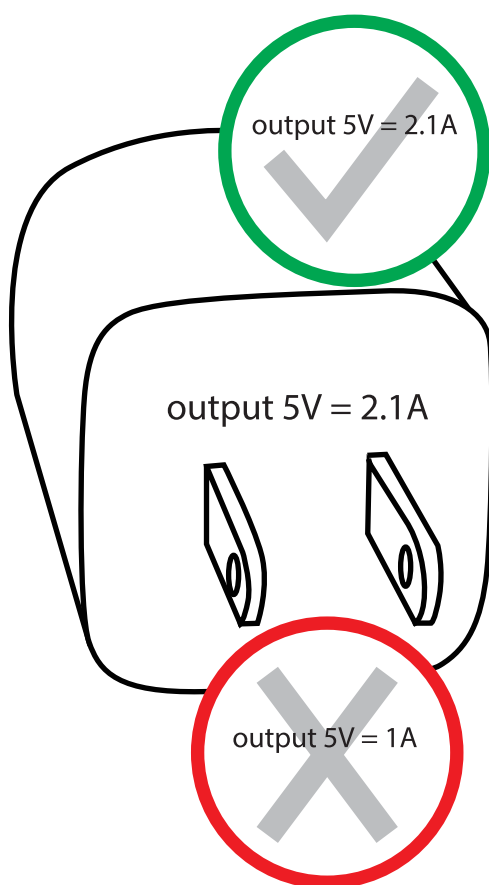
[facebook.com/mindscopeproducts](https://www.facebook.com/mindscopeproducts)



[Instagram.com/mindscopeproducts](https://www.instagram.com/mindscopeproducts)



READ BEFORE USE
IF UNIT DOES NOT WORK
USING STANDARD ADAPTER
PLEASE USE 2A (AMP) ADAPTER.



PLEASE EMAIL
QA@MINDSCOPEPRODUCTS.COM
WITH ANY QUESTIONS