



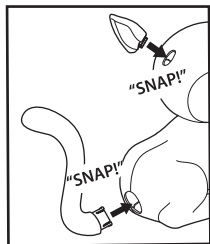
ANIMAT3D

**IMPORTANT:** Eek The Cat MAKES SILENT FACES, WHEN THERE IS NO AUDIO PLEASE NOTE THAT THE UNIT IS NOT BROKEN.

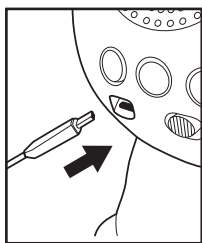
1. Power adapter not included, all USB power adapters are compatible (ie: mobile phone charger).
2. Please do not open Eek The Cat in order to avoid damaging the unit.
3. Maintain adequate ventilation, do not cover the Eek The Cat with objects such as cloth or other materials.
4. Please keep Eek The Cat away from direct rain, water or snow, covered porch outdoor setting is OK.
5. Please disconnect/remove power source (USB cable) when not using for extended periods of time.
6. Please do not disconnect the USB cable when Eek The Cat is ON. Switch OFF and then disconnect the USB cable.
7. Do NOT drop or shake the unit.
8. Please ensure that Eek The Cat is placed in temperatures within 20°F - 100°F

## Setup:

1. Attach ears and tail




2. Attach USB cable (INCLUDED)



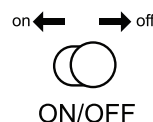
3. Use any USB power adapter (NOT INCLUDED)



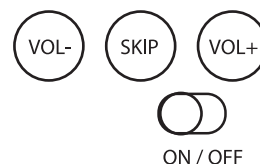
4. Plug USB power adapter (NOT INCLUDED)



5. Switch power button




6. Adjust controls



## Still Mode:

Give Eek The Cat a decorative look by entering into still mode. Eek will not run any animation but instead will maintain a still face. Press and hold the + & - buttons simultaneously for 3 seconds to enter into still mode. To exit press any button to resume animations.

**\*Note:** 30 minutes of video will continue on a loop until turned off manually, there is no timer on Eek The Cat.



**MINDSCOPE**  
PRODUCTS

PO BOX 9525  
GLENDALE, CA 91226

Connect with us:



[pinterest.com/mindscope](https://pinterest.com/mindscope)



[youtube.com/mindscope](https://youtube.com/mindscope)



[facebook.com/mindscopeproducts](https://facebook.com/mindscopeproducts)



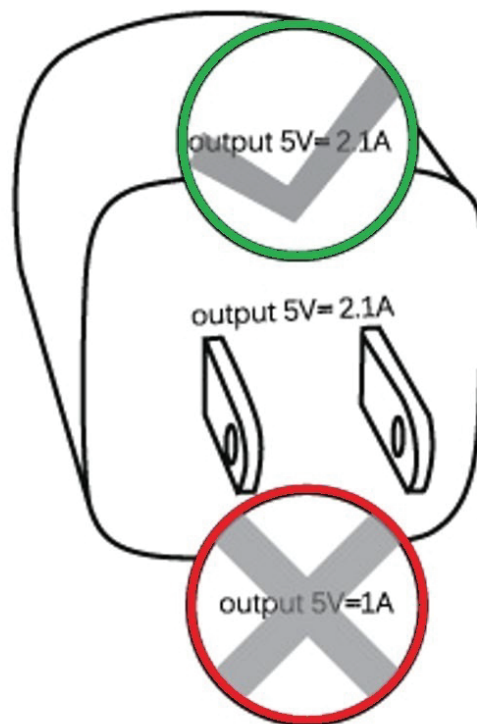
[Instagram.com/mindscopeproducts](https://instagram.com/mindscopeproducts)



ANIMAT3D

## READ BEFORE USE

IF UNIT DOES NOT WORK  
USING STANDARD  
ADAPTER PLEASE USE 2A  
(AMP) ADAPTER.



PLEASE EMAIL  
**[QA@MINDSCOPEPRODUCTS.COM](mailto:QA@MINDSCOPEPRODUCTS.COM)**  
WITH ANY QUESTIONS