



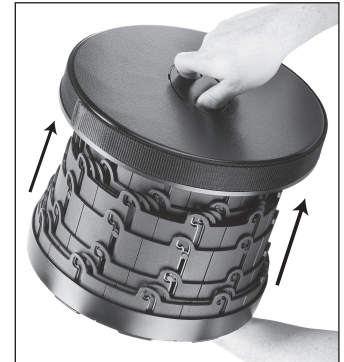
**JUST PULL, TURN & SNAP INTO DESIRED HEIGHT!!!**

**PERFECT FOR: CAMPING, CONCERTS, FISHING, GARDENING & SPORTING EVENTS**

## INSTRUCTIONS



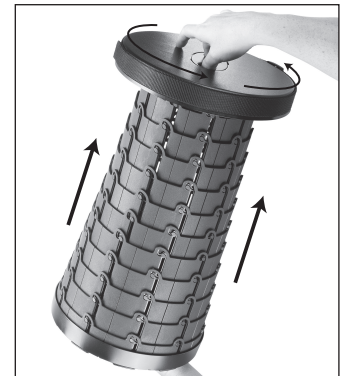
1. Place fingers into the finger inserts located on the top and bottom




2. Pull stool ends apart to desired height



3. Turn clockwise and snap into desired height



4. Pull up, turn counter-clockwise to close



11 HEIGHT SETTINGS

01

02

03

04

05

06

07

08

09

10

11

## ⚠ WARNING! ⚠

**ALWAYS ENSURE THE STOOL IS IN THE LOCKED POSITION BEFORE SITTING!**

**TO BE USED UNDER ADULT SUPERVISION ONLY!**

**DO NOT** use on uneven, wet or slippery surfaces.

**DO NOT** stand on the stool or attempt to use as a step stool.

**DO NOT** tilt, rock, tip or twist the stool while seated.

**DO NOT** exceed the 275 lb weight capacity.



**WARNING:** Cancer and Reproductive Harm-  
[www.p65Warnings.ca.gov](http://www.p65Warnings.ca.gov)