



FAT BLASTER™

Micro-Vibration & Micro-Compression Technology to Target Your Fat



AT A GLANCE



- 1 Grip
- 2 Knob for switching the device on and off and for setting the intensity
- 3 Socket for the connecting cable
- 4 Massage head

Dear Customer,

We are delighted that you have chosen the FAT BLASTER massage device. You can very simply apply this compact device to your arms, legs, abdomen etc. as you wish. Just place on one of the three enclosed pads and infinitely adjust the vibration intensity until it feels pleasant to you. With the white pad, for example, you can enjoy a gentle, relaxing massage, with the blue pad you can target bumps and bulges, or with the orange pad you can target the onset of cellulite.

If you have any questions about the device and about spare parts/accessories, contact the customer service department via our website:

We hope you have a lot of fun with your FAT BLASTER massage device.

Information About the Operating Instructions

Before using the device for the first time, please read through these operating instructions carefully and keep them for future reference and other users.

They form an integral part of the device. The manufacturer and importer do not accept any liability if the information in these operating instructions is not complied with.

SYMBOLS



Danger symbols: These symbols indicate possible dangers. Read the associated safety notices carefully and follow them.



Supplementary information



Read operating instructions before use!



Symbol for direct current



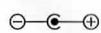
Energy efficiency class VI



Only use indoors!



Protection class II



Polarity of the barrel connector



Switching power supply



Safe electrical isolation

SIGNAL WORDS

DANGER

warns of serious injuries and danger to life

WARNING

warns of possible serious injuries and danger to life

NOTICE

warns of material damage

ITEMS SUPPLIED

- | | |
|---|----------------------------|
| 1 x Massage device | |
| 1 x Connecting cable (mains adapter with mains cable) | |
| 1 x Cellulift Head | 1 x Blue pad |
| 1 x Cryotone Head | 1 x White pad |
| 1 x Micro-sculpt Head | 1 x Orange pad |
| 1 x Smoothing Head | 1 x Operating instructions |

Check the items supplied for completeness and the components for transport damage. If you find any damage, do not use the device but contact our customer service department. Remove any possible films, stickers or transport protection from the device. Never remove the rating plate and any possible warnings!

INTENDED USE

- This device is designed to be used to massage the body with vibrations.
- The device is not designed for medical or therapeutic purposes.
- The device is for personal use only and is not intended for commercial applications.
- Use the device only for the specified purpose and as described in the operating instructions. Any other use is deemed to be improper.
- The warranty does not cover faults caused by incorrect handling, damage or attempted repairs. The same applies to normal wear and tear.

WHEN MAY THE DEVICE NOT BE USED?

- This device is not suitable for children under 12 years of age.
- Do not use the device if you have a fever or illness/ dental problems.
- Do not use the device while you are connected to medical equipment, e.g. an ECG machine.
- Do not use the device if you have calf pain.
- The Following people should NOT USE unless given OK by their Doctor.
 - people who are fitted with a pacemaker or similar medical implants,
 - people with heart disease or who suffer from epilepsy,
 - people who have spinal disorders or back complaints,
 - women who are pregnant or have just given birth,
 - women during their period,
 - people who suffer from circulation problems or thrombosis,
 - people who have undergone an operation for which the treatment is not yet complete,
 - people with physical abnormalities,
 - people with a malignant tumour,
 - people with nerve damage,
 - people under the influence of medication,
 - people who belong to a risk group or who have concerns about their health.
- Do not use the device in the vicinity of or on:
 - regions which have recently been operated on or are scarred,
 - injuries and areas of swelling,
 - acne, birthmarks and warts,
 - injured, inflamed, (sun-)burnt, irritated or very sensitive skin,
 - bones and joints,
 - the rib cage close to your heart,
 - the genital area,
 - body parts with no feeling.

If you are unsure whether the device may be used, consult a responsible doctor.

SAFETY NOTICES

- This device is not intended to be used by people (including children) with reduced sensory or mental abilities or a lack of experience and/or knowledge, unless they are supervised by a person who is responsible for their safety or have received instruction from this person on how to use the device safely.
- Children must not play with the device.
- Cleaning and user maintenance must not be carried out by children, unless they are supervised.

- The device should not be used before going to sleep. Massages have a stimulating effect, which may lead to problems getting to sleep.
- The skin may feel warm during the treatment. This is normal and not a cause for concern.

USE

Please Note!

- Steer well clear of the head, the neck and the chest when using the device.
- Do not use straight after eating.
- Do not use the device on one area of skin for longer than 5 minutes per day so that no strain is placed on the skin and tissue.

3 pads for different massages are supplied with the device:

- White pad for gentle, relaxing massage
 - Blue pad for Blue pad for targeting bumps and bulges.
 - Orange pad for treating the onset of cellulite
1. Select a pad depending on the treatment you want and pull it over the massage heads(4). Do not pull the elastic band further than the edge of the massage head so that it is not hindered by the pad when turning.
 2. First connect the connecting cable that is supplied to the socket(3) of the massage device and then connect it to a plug socket.
 3. Use the knob(2) to switch on the device and set the intensity you want (from ON to MAX position).
 4. Hold the device by the grip(1) and place the massage head on each treatment area for a few minutes. Do not press on too firmly! The device vibrates and massages.
 5. After the treatment, switch off the device with the knob (OFF position) and disconnect it from the mains.

CLEANING AND STORAGE

Please Note!

- Do not use any sharp or abrasive cleaning agents or cleaning pads to clean the device. These may damage the surfaces.

Keep the pads and the device clean.

- Wash the pads by hand at 30°C and allow them to dry in the air. Do not use fabric softener. Do not wash with other colours, dry in a dryer, iron, bleach or dry-clean.
- Wipe down the device with a damp cloth if necessary. Then wipe it with a dry cloth.
- Store the device and accessories in a dry place that is protected from dirt and direct sunlight and cannot be accessed by children or animals.

TECHNICAL DATA

Device:	
Model number:	BG-F-0066
Power supply:	12V DC; 2A
Power:	max. 28W
Vibration:	max. 2300r/m
Mains adapter:	
Model number:	BK1120FB
Input:	100 – 240 V ~ 50 / 60 Hz 0.8A
Output:	12V DC; 2A
Protection class:	II
Type of protection:	IP20
Ø efficiency in operation:	86.2%
Power consumption on no-load:	max. 0.1W



DISCLAIMER

This is not a weight loss system

- Cool Slim, Inc. does not guarantee specific results for individuals who use Fat Blaster System due to many factors that can influence health and weight loss.
- Individual and patient results may vary.
- We make no warranties or guarantees that you will lose a specific amount of weight for a particular period of time.
- No individual result should be considered typical or guaranteed.
- This product has not been evaluated by the FDA.
- Fat Blaster is not intended to diagnose, treat, cure, or prevent any disease, illness, or medical condition.
- This is not a weight loss system.
- Better results may be achieved by daily exercise and a Diet Plan.
- Style, color and design may vary. We make no guarantees of actual shipping and or shipping dates.
- The results of Fat Blaster may be temporary.

CUSTOMER SERVICE

Phone: 516-723-9947

Email: Sales.IGIAny@gmail.com

www.IGIA.com

- Children younger than 8 years of age and animals must be kept away from the device and connecting cable.
- Children, people who are sleeping or unconscious and animals must not be treated with the device.
- The device must always be disconnected from the mains power when left unattended and before cleaning it.
- Do not use the mains adapter with another device and never use the device with another mains adapter.
- Do not make any modifications to the device or the connecting cable. The device may only be taken apart and / or repaired by the manufacturer, customer service department or a similarly qualified person (e.g. specialist workshop) in order to avoid any hazards. If the mains connecting cable of this device is damaged, it must be replaced with a special connecting cable which is available from the manufacturer or its customer service department.



DANGER – Danger of Electric Shock



WARNING: Do not use near a bathtub, shower or any vessel containing water. Never use while bathing or showering!

- Use and store the device only in closed rooms.
- Do not operate or store the device in rooms with high humidity.
- Never immerse the device and the connecting cable in water or other liquids and ensure that these components cannot fall into water or become wet.
- If the device falls into water while it is connected to the mains power, do not touch the device, but pull the mains adapter out of the plug socket immediately! Only after this should you retrieve the device from the water.
- Never touch the device and the connecting cable with wet hands when the device is connected to the mains power.
- Do not use the device if it has malfunctioned, fallen into water or if there is visible damage on the device, accessory or on the connecting cable. Have it checked in a specialist workshop before putting it back into operation.



WARNING – Danger of Fire

- Keep the device away from combustible materials and substances.
- Do not cover the device during operation to ensure there is sufficient air circulation.



WARNING – Danger of Injury

- Keep children and animals away from the packaging material. There is a danger of suffocation.
- Make sure that the connecting cable is always kept out of the reach of small children and animals. There is a danger of strangulation.
- If you experience an unpleasant feeling while using the device, stop using it immediately!
- Stop using the device if you experience skin redness or discolouration that lasts for more than 24 hours.
- If the colour of the skin on the hand holding the device changes, stop using it immediately! Persistent use could result in hand-arm vibration syndrome.
- Make sure that the connecting cable does not present a trip hazard.

NOTICE – Risk of Damage to Material and Property

- Use and store the device at room temperature. Protect the device from: fire and heat sources, extreme temperatures, temperature fluctuations or prolonged direct sunlight.
- Do not place heavy objects on the device, its connecting cable or the accessories. Protect the device from impacts.
- Only connect the mains adapter to a plug socket that is properly installed and matches the technical data of the mains adapter. The plug socket must also be readily accessible after connection so that the connection to the mains can quickly be isolated.
- Lay the connecting cable so that it is not squashed, bent or laid over sharp edges and does not come into contact with hot surfaces.
- Pull the mains adapter out of the plug socket before a thunderstorm.
- In the event of damage / faults, switch the device off immediately/ disconnect it from the mains power.
- When you disconnect it from the mains power, always pull on the mains adapter and never the mains cable.
- Do not pull or carry the device by the connecting cable.
- Never wind the mains cable around the mains adapter.
- Use only original accessories from the manufacturer in order to guarantee that there is no interference that may prevent the device from working and to avoid possible damage.