

6"(W) x 8.25"(H)

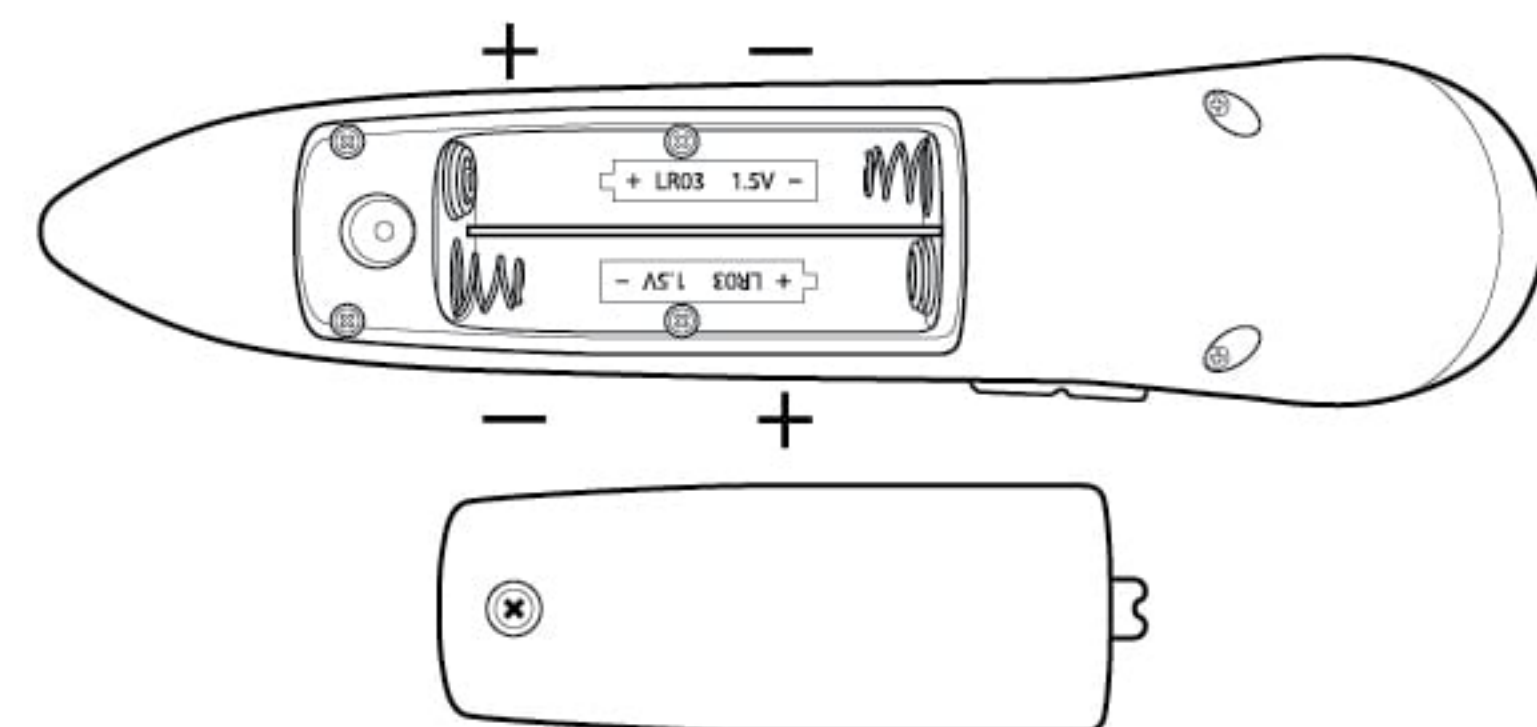
Dr+STEM
Toys



My FIRST TALKING GLOBE Instructions Manual

GETTING STARTED

Insert 2 x AAA batteries in the pen. You will need a Phillips head (+) screwdriver to remove the battery compartment cover. Please make sure that the (+) and (-) terminals are properly identified. Replace the battery compartment cover and re-insert the screw. Do not over-tighten.



HOW TO PLAY:

Pen -

Press and hold "Power Button" for few seconds to turn the pen ON/OFF. A message will play. After 10 minutes of idle time, the pen will auto switch off. Press "Switch Button" to switch between Country and Ocean facts and Major City facts

Repeat Button : to replay a message or song.

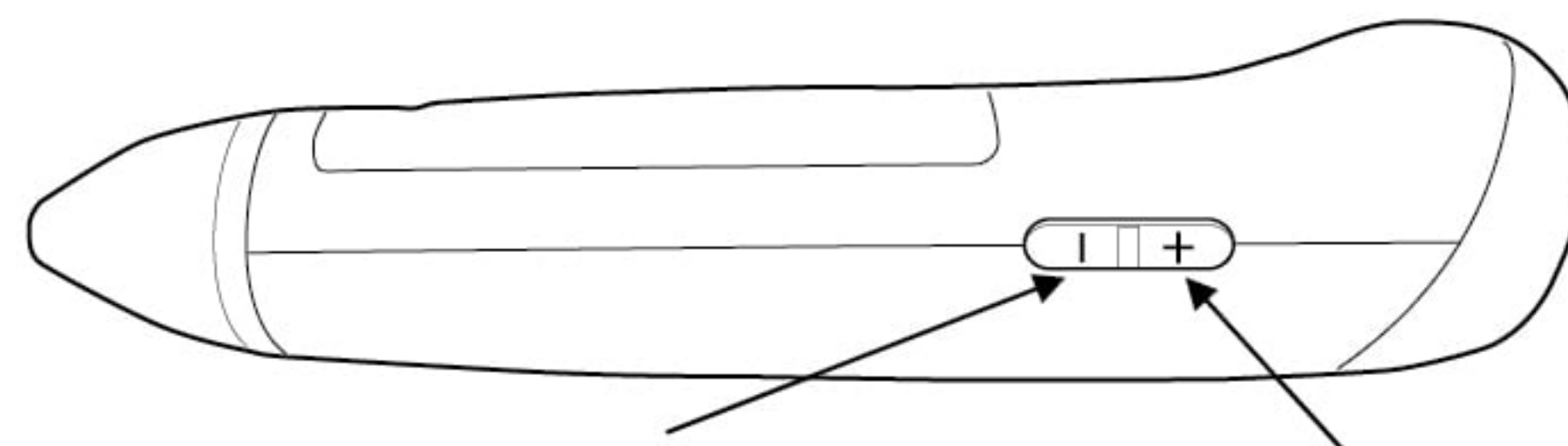
Stop Button : to stop playing a message or song.

Volume Increasing Button : to raise volume

Volume Decreasing Button : to reduce volume

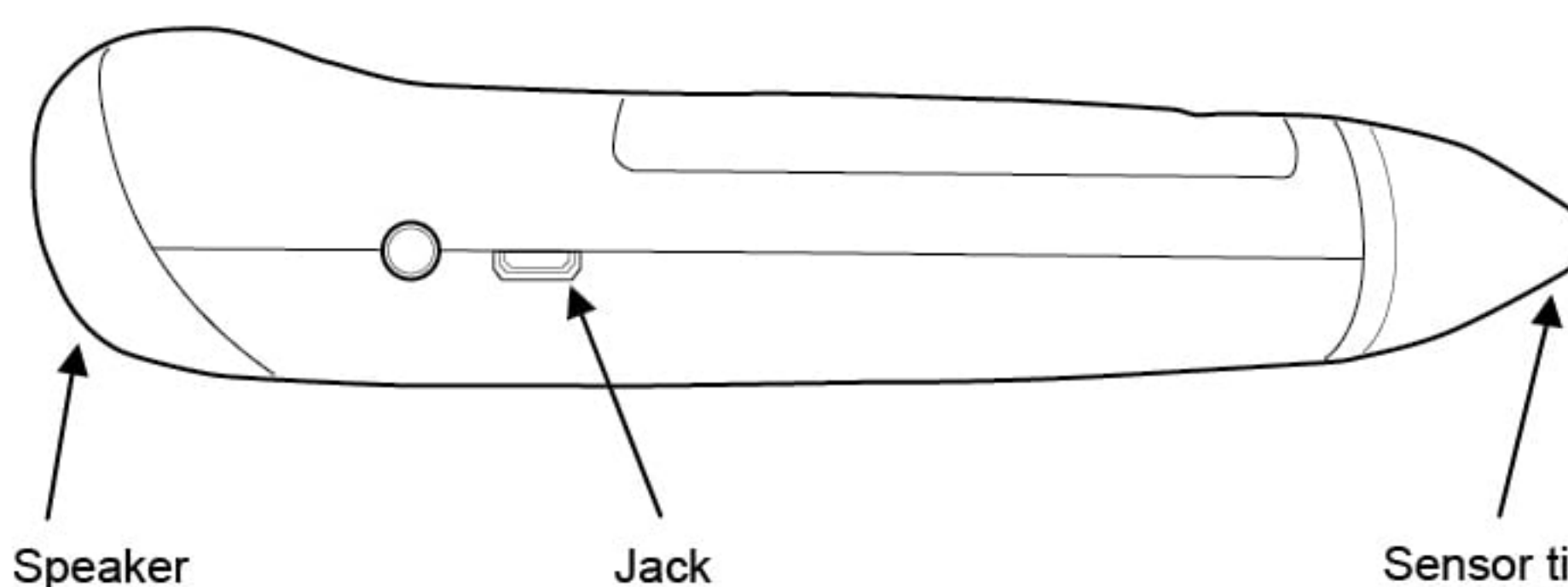
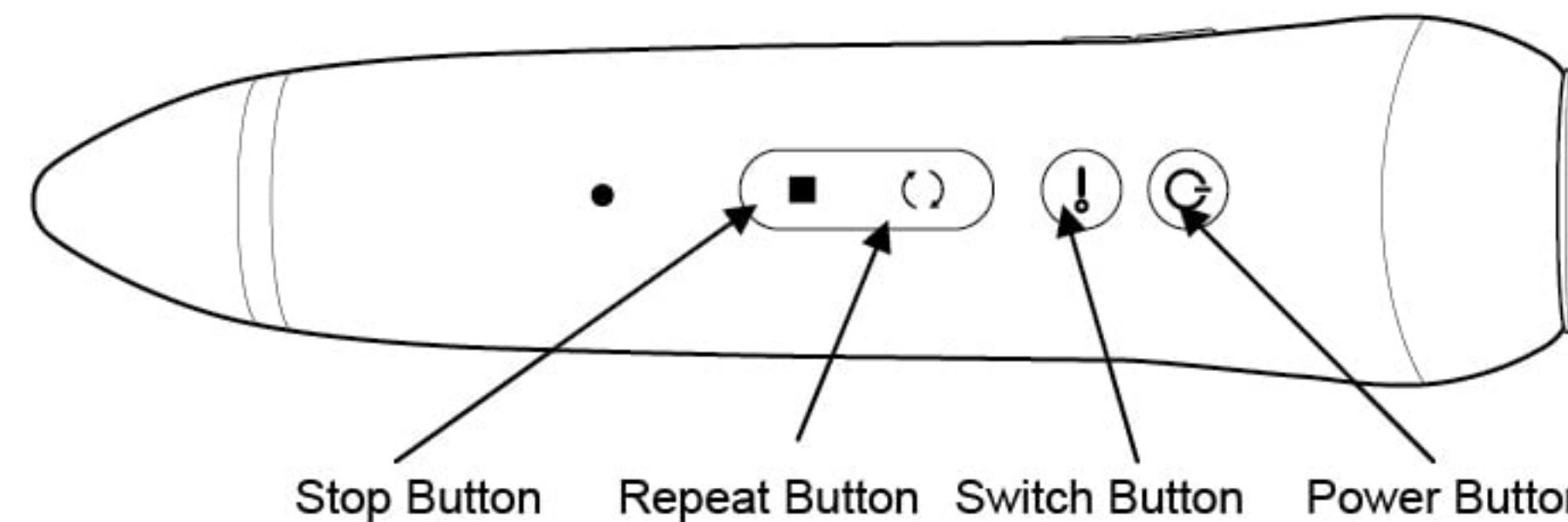
Sensor Tip : Point it to readable areas on the globe and listen via the speaker, or by insert headphones to the jack.

Note : For smaller countries, you may need to hover the pen away from the globe at a distance of 1-2 mm in order to read the information.



Volume Decreasing Button

Volume Increasing Button



Map :


Black dots with stars represent readable Capitals

Black dots represent readable Cities

Blue areas represent readable Oceans

Globe :

Use the guide location on the globe to select and play games.



Choose a category by pointing your pen to the icons on the guide. For example, point on the "Country" icon to select. Then, point your pen to the area on any ocean or country to listen to up to 203 fact messages.

Point on the "National Anthem" icon to select. Then, point your pen to any country you want to listen to any national anthems. There are total 193 Anthems can be heard.

Go to Game :

There are 300 interesting interactive Q&A section. 150 in Game A and 150 in Game B. Each game has 30 passes, including 5 questions each. Firstly, point on the icon Game A or Game B. Point on "1" to start the first question.

Answer the question by pointing your pen to the correct spot on the globe. If your answer is correct, the next question will be asked. The game will be over if you provide 3 wrong answers for the same question.



BATTERY INFORMATION

This unit uses 2 x AAA batteries. Always use fresh batteries. Non-rechargeable batteries are not to be recharged. Rechargeable batteries are only to be charged under adult supervision. Rechargeable batteries are to be moved from the toy before being charged. Different types of batteries or new and used batteries are not to be mixed. Batteries are to be inserted with the correct polarity. Exhausted batteries are to be removed from the toy. The supply terminals are not to be short-circuited. Only batteries of the same or equivalent type as recommended are to be used. Do not dispose of batteries in fire - they may explode.

In an effort to continually improve and update our products, specifications and/or colors may vary from the actual product, packaging or contents of this manual at time of printing.

Please retain packaging for further reference. This packaging has to be kept as it contains important information.



WARNING!
CHOKING HAZARD
Small parts. Not suitable for children under 3 years.



Made In China

www.ThinAirBrands, Thin Air Brands, Parker, CO
© 2021, Dr. STEM Toys is a Trademark of Thin Air Brands, LLC

Dr+STEM
Toys



My FIRST TALKING GLOBE Instructions Manual