

Cool Wall Lamp

User Instruction Manual

Product Introduction

Aluminum alloy body

LED Light Area

Bracket base

Screw hole

Charging indicator

On/Off/Color Switch

Type-C Charging Port

Operation Instruction

1.On/Off

On: Turn the switch to the middle position and default setting in White light while on.
Off: Turn the switch to the left position to off. ☹

2.Color Temperature Switch

White Light: Switch to the middle position. ☺
Yellow Light: Switch to the right position. ☹

3.Brightness Adjustment

Short touch aluminum body to adjust brightness, High-Middle-Low three levels cycle in turn.

4.Power Charging

The charging indicator will light on RED during charging, and the indicator will be off after full charged.

5.Memory Function

It will memory stored the brightness level while switch the color.
But the default setting of turn on is at the High level of brightness.

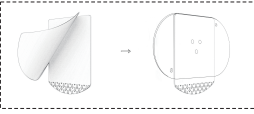
Rotation angle

Bracket base can rotated 180 angle

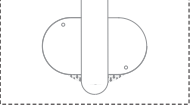
The lamp body can rotated 360 angle

Accessories instructions

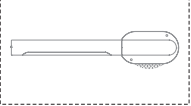
1.Tear off the protective film of one side of sticker, and stick it on the back of the accessory.



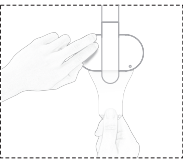
2.Tear off the protective film for the other side of sticker, and stick it to the wall. (Please make sure the wall is clean).



3.Insert the lamp into the accessory to use.



4.When removing the accessory, please press the accessory by hand, stretch the sticker vertically downward with the other hand, and guide it to fall off.



Product Specification

Product Name: Cool Wall Lamp

Product Net Weight: 173g

LED light Power: 4W

LED Life Span: about 30,000H

Battery Capacity: 1800mAh

Working Temperature: -10℃-40℃

Color Temperature: yellow light 2900K±300K / warm light 3750K±350K

Product Size: 312x60x43mm

Material: ABS+ Aluminum

Tips:

1.This product is provided with a base and removable adhesive for pasting on the wall. It is not recommended to stick it to the wall with wallpaper to avoid damages to wallpaper when it is removed.
2.Please charge the device once every 2-3 months if the product is not used for a long time.

