

Mesh JT

Series Guide



3-in-1 Therapies Include:

Pictured: Mesh JT-7224 and 3220



Hot
Gemstone



Far
Infrared



Negative
Ions

Benefits of 3-in-1:



Body Detox
Stimulation



Increasing
Energy



Improving
Wellbeing



Relaxing
Muscles



Joint Pain
Management



Improving
Circulation



Increasing
Flexibility



Faster
Recovery



Product Features:

This controller is customizable to all your client's needs. The heat is adjustable, but we recommend a temperature between 112-122° F. This will help boost the negative ions and amplify heat therapy.

HealthyLine Hints:

The mat itself can take up to 40 minutes to heat. Covering it with a thin pad or blanket will help speed up the process.

Precautions:

Make sure you ask your client if they are sensitive to heat or have any metal implants, pacemakers, or take any medications that may interact negatively with heat therapy. Always consult your Physician or a Medical Professional before trying any new products.


Mesh Sizes: 1818 - 3220 - 7224 - 8040 - 8060 - 8076

Mesh JT-7224 = 72" x 24"




The Mesh JT Series: A Closer Look

- 72 Tourmaline ceramic gemstones
- 82 Natural jade gemstones




Jade and
Tourmaline



Mesh JT-7224



Shop  Mats



Mesh JT-7224

21 Active Layers

- Calming **negative ion** levels of at least 1500/cc
- Penetrating **far infrared** levels of at least 5-14 μm
- **Even Heat displacement** and protection from the elements



Up To
160° F



Up To
21 Layers



Flexible



Advanced
EMF Shielding

Using Mesh JT-7224 For Example:

Approx. Size: 72" x 24" x 1.2" (180 cm x 60 cm x 3 cm)

Approx. Weight: 16 lbs. (7 kg); comes with carrying case

LED Display Controller: Temperature, Time settings, along with 3-6-12 hour auto shutoff timer

EMF Protection: Advanced filtration system and extra EMF-blocking layers

Layers: Up to 21 functional layers

Material: High-quality nontoxic

Voltage: USA power 110-120V (available in 220-240V upon request), 200W

Trial Period: 45-day trial and free return (Shipping cost not included)

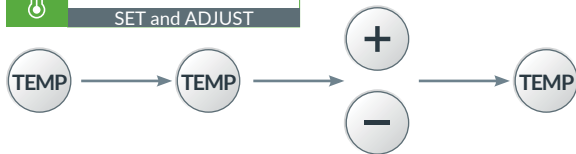
Warranty: Free one year full warranty

Mesh JT Series Controller

Instruction Manual



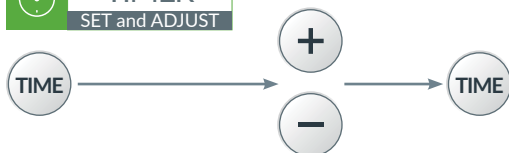
Press the Power button to turn ON the controller. TEMP and TIMER indicators will light up on the screen.



Press TEMP button once to turn Heat ON. Press TEMP again to initiate temperature adjustment mode (temperature indicator will start flashing). Set the desired temperature and press TEMP again to save the setting.



Press and Hold TIME button for six seconds to switch between Fahrenheit and Celsius.



Press TIME button to initiate time adjustment mode (time indicator will start flashing). Set the desired time and press TIME button again to save the setting.



Information *(Click video link for more info)*

Please allow up to 40 minutes for the surface to reach the maximum temperature.

Once flashing temperature has stopped, the indicator displays the actual temperature measured at the core of the Mat.

Press and hold (+) or (-) to reach desired numbers faster.

Factory Reset: With power on, press and Hold (⏻) button for 10 seconds. The controller will shut down, reset, and turn back on automatically.



Usage and Tips

As you detox, your body may lose hydration at a faster rate than usual. Drink plenty of water before and after use. Until your body is used to the mat, only sleep on it with medium to low heat settings. Extended use at high temperatures may result in dehydration.

Cover the mat to protect it from sweat and to protect your body from direct contact with hot gemstones. A cover does not reduce the effects of FIR, negative ions, or PEMF. Also, using a cover helps to heat the gemstones faster.

Before using, you may want to preheat your mat. Turn your mat on and set it to the desired temperature. Cover the mat with a mylar blanket or any other material that would prevent heat from escaping into the room.

For your first few sessions, begin at a low temperature. Gradually increase the temperature as your body adjusts to the heat. Take note of how you feel at different temperature settings and make adjustments accordingly for your next session.

You can use your mat every day. At high heat settings, you should not have more than two sessions per day. With medium to low settings, you can use the mat all day with proper hydration.



Mesh JT-7224

Packaging

Your HealthyLine heated gemstone mat container should include:

- ▶ One gemstone mat safely packed
- ▶ One controller unit (*may vary by model*)
- ▶ One waterproof cover (*most flat models*)
- ▶ One Mylar thermal blanket
- ▶ One carrying bag
- ▶ One user guide
- ▶ One PEMF-tester (*depending on model*)



Lifetime Upgrade

If at any point you decide you want a larger or more advanced mat, you have the option to upgrade your current one. Please note, the new purchase must be at least twice the value of the mat you plan on upgrading. As long as your mat is in good condition, simply send it in, with the assistance of our customer service, and receive a credit to its full original value. That value will then be put towards your new purchase of one or more items.

Note: Comforters, covers, and bracelets are not covered by this program.



Lifetime Trade-In

HealthLine offers the world's best lifetime trade-in policy. After the warranty period is over, regardless of your mat's condition, send it to us as a trade-in and use half of its original value for a new purchase. So, if something happens to your mat, it is never a complete loss.

Note: Duvets, covers, and bracelets are not covered by this program.

Copyright HealthyLine, March 2020. All rights reserved.