

*fatFreezer*TM Face



USER MANUAL

Please read these instructions carefully before using the product

fatFreezer Face™, A total new approach to facial sculpting that maintains your natural beauty.

Product Introduction

fatFreezer™ Face uses patented Cryolipolysis Technology to help reduce unwanted fat while shrinking pores, improving skin texture and helping reduce the appearance of fine lines and wrinkles. The *fatFreezer™ Face* combines 4 cutting edge technologies into one game-changing device: Freeze, Heat, Sonic & Photon Rejuvenation Light.

The first at-home device that uses fat freezing cryolipolysis technology to help you:

- 1- Enhance Cheekbones
- 2- Ditch the Double chin
- 3- Contour Jawline
- 4- Tighten the Neck area

The Set Includes

- 1 fatFreezer™ Face Unit
- 1 Pack of Protective Pads
- 1 Charging Station
- 1 USB Charging Cable
- 1 Travel Pouch
- 1 Instruction Manual
- 1 Flexercise Program

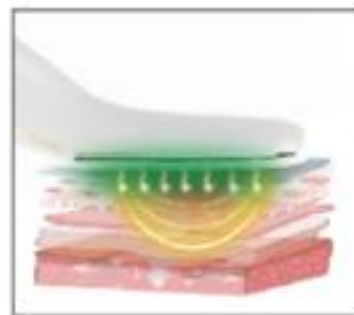


Product Features

1. **Rejuvenation- Green Sono Light:** With 12,000 high speed, low frequency micro sonic vibrations, combined with Green Sono light therapy, this phase helps to massage, calm, and rejuvenate skin. This sonic vibration also promotes firming effects to improve skin appearance.
2. **Sculpting- Blue Cooling Light:** Freeze technology is used in conjunction with Blue cooling light which helps optimize the fat reduction process.
3. **Circulation- Red Thermo Light:** Thermo heat setting promotes circulation and helps to flush the fat out. We combine heat with the red thermo freeze which further promotes circulation and targets wrinkles and fine lines.

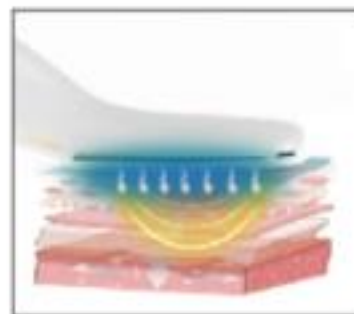
Rejuvenation (Green Light) Mode

Vibrating Massage, helps activate the skin, refines pores and helps improve sagginess.



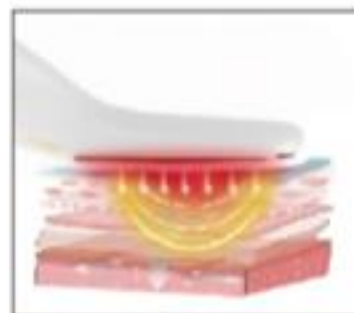
Sculpting (Blue Light) Mode

Cold (~19°C) helps promote micro-circulation on the skin's surface.



Circulation (Red Light) Mode

Heat (~40°C) can help reduce the appearance of fine lines, wrinkles, loose skin and moisturize the skin.



Product Instructions:

1. First start by applying your product of choice. This step only applies to the **Circulation & Rejuvenation** Modes as with the **Sculpting** Mode you will have to use your supplied Protective Pad with cold temperatures.
2. Begin by sweeping your *fatFreezer™ Face* down the bridge of the nose, following the shape of your face. Then, in one fluid motion, continue sweeping your *fatFreezer™ Face* under the eyes and outward. Continue this motion for 2-4 minutes.
3. Next, bring your *fatFreezer™ Face* over the cheekbones, and sweep outward. Repeating the same motion for under the cheekbones. Continue this motion for 2-4 minutes.
4. Now you'll move onto the forehead. Use the same sweeping motion, working from the center of the forehead out and using upward motions from the eyebrows to the hairline. You'll want to continue this motion for a full 4 minutes.
5. Next, the chin: Sweep your *fatFreezer™ Face* from your bottom lip down to the jawline. Move from the center of the chin outward to the ears. After that, sweep your *fatFreezer™ Face* from the center of chin out and up to the ears. Continue this motion for 4 minutes, alternating sides.

6. Don't forget your neck and décolletage area! For these areas, perform light, quick strokes up the neck to the jawline to help to lift the skin, then use small, circular movements with the *fatFreezer™ Face* from the center of your décolletage outward. This will help to smooth wrinkles created from sleeping on your side.

Please Note: For the **Sculpting** Mode, you must hold the *fatFreezer™ Face* in place for 20 seconds each 2" treatment area. Starting from the bottom and gradually moving upward each 2" section for 4 minutes per section/20 minutes total. This time allows your body to dispose of the unwanted fat while shrinking pores, improving skin texture and helping reduce the appearance of fine lines and wrinkles.

CAUTION: The device will automatically shut off after 15 minutes. This is a built-in safety feature.

Product Specification

Model Number: BK3403

Rated Voltage: 5V

Rated Input Power: 3mW

Cleaning and Maintenance

Cleaning

1. When not in use, charge device fully then store the device in a dry well-ventilated area. Avoid direct sunlight, and make sure no corrosive chemicals come in contact with it.
2. Wipe down the product with a clean cloth. Do not use any soaps or detergents on the device itself.

Maintenance

1. Please read the product manual before using, and keep the manual for future reference.
2. The product can be charged by USB and Wireless base holder. Charging from low battery to full charge requires 3-4 hours. One charge will allow 2 hours of continuous use depending on the mode.
3. Flashing white light rapidly indicates the battery is low. When charging, the white light flashes intermittently. When the battery is saturated, the white light is on.
4. Do not use the device while it is charging.
5. The product has a heating function, with the approximate temperature being 40°C. People sense temperature differently, and some may feel it is hot instead of warm. After applying essential oils or



massage cream on the skin, the product will automatically adjust the temperature to a more comfortable one.

6. Immediately stop using the product if you feel discomfort or experience skin irritation.
7. Store the device in a dry well-ventilated place, avoid direct sunlight, and make sure no corrosive chemicals come in contact with it.
8. Please use moderate skin care products first, then use this device. *Kind note, excess use of skin care products are hard to absorb. Residual skin care products might infiltrate to this device and damage it. Please clean the device with cleansing cloth after using.
9. When not in use, charge device fully then store the device in a dry well-ventilated area.
10. The product is portable and can be used anytime, anywhere.
11. Do not allow children to come into contact with this product to avoid danger.

Disclaimer and Warranty

Disclaimer

In the process of the preparation of this manual, we have sought to make the content correct and complete. However, there is no guarantee that there are no errors or omissions in the manual. We reserve the right to change specifications of the products mentioned in this manual at any time without prior declaration. No part of this manual shall be reproduced, transmitted, transcribed or stored in a searchable system or translated into any other languages without the written authorization of our company. The company is not responsible for the loss caused by non-standard or wrong operation.

Warranty

1. Damage caused by failure to follow the instructions, human factors, force majeure, etc. is not covered by warranty.
2. Maintenance cost will be charged for product out of warranty.
3. You can register for your free warranty on www.IGIA.com.



This is not a weight loss system. fatFreezer™ does not guarantee specific results for individuals who use the **fatFreezer™ Face** due to many factors that can influence health and weight loss. Individual results may vary.

We make no warranties or guarantees that you will lose any amount of weight for a particular period of time.

No individual result should be considered typical or guaranteed.

This product has not been evaluated by the FDA.

fatFreezer™ Face is not intended to diagnose, treat, cure, or prevent any disease, illness, or medical condition

Warnings

If you are in the care of a physician, consult your physician before using this device.

- Do Not use if you are pregnant
- Do Not use if you have known sensitivity to cold, such as: Cold Urtcaria, Raynaud's disease, Pernio or Chilblains
- Do Not use if you have known sensitivity or allergy to: isopropyl glycol, fructose and/or glycerin.
- Do Not use if you have impaired peripheral circulation in the face or neck
- Do Not use if you have nerve pain such as post-herpetic neuralgia
- Do Not use if you have impaired skin sensation
- Do Not use if you have open or infected wounds
- Do Not use if you have had recent surgery or scar tissue in the area to be treated
- Do Not use if you have skin conditions such as: Eczema, Dermatitis, or rashes in the area to be treated.
- Do Not use if you have active implanted devices such as pacemakers or defibrillators.

Q & A

The product suddenly stopped vibrating and is not working. What should I do?

1. Check to see if the device needs to be charged
2. Recheck to see if the device starts correctly.
3. Restart the device by turning it off and then on again.
4. Please contact the brand distributor.

Cooling mode is not cool or Rejuvenation mode is not heating, what's the reason?

1. Check whether the product electricity is in shortage or not.
2. Check if the device starts correctly.
3. Restart the product.

Can I use this product every day?

-Yes, the vibration intensity and temperature adjustment of this device are intelligently designed by a professional team, it is suggested to use multi-times a day.

I have skin allergies can I use it?

-This device specially uses the food grade stainless steel, which in line with international standards, and food-grade silicone with high activity, it is proved to be safe, healthy and no irritation to skin. **The people with allergies feel safe to use it daily.**

Why can't use the product while charging?

-In order to make the product charge quickly to saturation, and it is not convenient to use it in hand **when connected to the USB cable. In order to give you a better product experience, it is hereby set.**

Can I not clean the device after use?

Unclean device can easily breed bacteria and affect re-use, please be sure to clean and store it, also good usage habits will prolong the service life of the product.

Customer Service:

Phone: 516-723-9947

Email: fatfreezercs@gmail.com

WWW.FATFREEZER.COM



Register now for preferred Savings Club and save 20% on every order
www.igia.com



Join the Club & Save 20% Off Every Order

- As an IGIA™ Savings Club Member, You will receive 20% OFF any item advertised on our website.
- "No Worry" Membership Renewal: A one time fee of \$29.99 for a years worth of savings
- Save BIG on every purchase you make, potentially saving you hundreds of dollars
- We Guarantee our Club will pay for itself, time after time.

Join now & start saving today!

Visit us at **www.IGIA.com**

CONTACT US

Call us 1(516) 653-0666
Email: Sales.Igiany@gmail.com

Register for your FREE warranty

Thank you for shopping with us! We are confident that you will be very satisfied with your purchase. To protect your purchase and register for your warranty, please visit us at www.IGIA.com. Located at the top right hand of the website you will find an icon listed "Warranty Registration"; This is where you will fill in the necessary fields to register and receive your warranty.

We appreciate your support and look forward to your future savings! If you have any questions, please don't hesitate to contact us at: Sales.IgiaNY@Gmail.com

Visit us at www.IGIA.com

0716



0917