

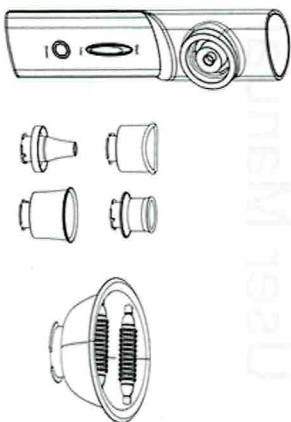
1. SAFETY PRECAUTIONS:

※ Please read this user manual carefully before use of product.

- Cautions specified in this manual are intended to prevent any danger to the user or third parties by ensuring safe and correct use of the product.
- Please keep this manual within reach and if you have any questions during use, refer back to the manual to ensure correct use.






2. THIS BOX INCLUDES:

- 1) Main device
- 2) 5 Interchangeable Suction Cups



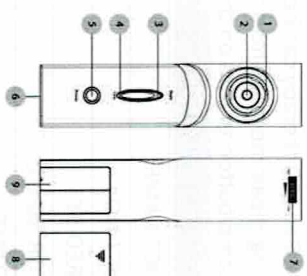
3. PRODUCT FEATURES:

This device includes 5 interchangeable cups sizes, specifically designed for use on a wide range of areas. The suction pressure can be controlled for a deep, enjoyable massage.

	Massage Cup for use on the abdomen, hips, thighs, back and other large areas after applying massage gel to control body fat and cellulite.
	Ergonomically designed Massage Cup to fit the arms and calves to slim and tighten troubles areas.
	Massage Cup for use on the neck and face to help firm the skin, reduce fine lines and wrinkles.
	Small Massage Cup for use around sensitive areas such as the eyes or mouth area to help reduce fine lines and wrinkles.
	Big Suction Cup with Massage Roller, anatomically designed to softly massage while penetrating the deep skin layers to help break down fat deposits, firming the skin and reducing inches.

4. PRODUCT OVERVIEW:

1. Massage Cup Connector with LED Light
2. Filter Net
3. Start/Suction Button
4. LED Light Button
5. On/Off Power Button
6. DC Jack
7. Suction Pressure Control (High/Low)
8. Battery Cover
9. Battery Compartment



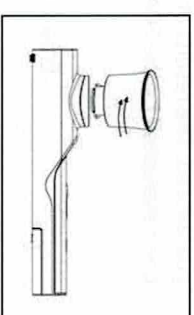
5. BATTERY INSTALLATION:

For Use With Battery: Remove the battery cover by sliding down away from the unit. Insert 4 new AA 1.5V Alkaline batteries with the + and - marks correctly aligned.

For user with DC Adaptor: Connect the adaptor jack to the DC jack of the unit, which is located on the underside of the unit (#6 on the Product overview diagram.) Then plug in the other end of the adaptor into wall outlet.

6. HOW IT WORKS:

1. Select 1 of the 5 supplied Massage Cups and turn the cup clockwise to connect & secure to the main body.
2. Apply a water based gel liberally on the area you would like to treat.
3. Turn on the Power button and Suction button to Operate.
4. Adjust the suction pressure to the level of your liking and massage in the direction of the arrows shown in the picture above. When the suction begins, continuously move up and down over the treated area.
5. Once finished, turn off the power button and clean the main body and massage cup.
6. Use the suction massage anywhere from 5-15 minutes, depending on the treated area.
7. Use the damp cloth to wipe the Filter net after each and every use.



※ Skin may appear red (similar to cupping treatment) after suction massage. Your original color will return after a period of time. Adjust the suction pressure for sensitive prone areas.

7. LED THERAPY:

628 NM Red LED therapy can help assist in collagen production in the skin, triggering repair mechanisms and stimulating fibroblast cells and cell growth. Press Lamp button to turn on the LED during massager and press again for off.

8. TECHNICAL SPECIFICATION:

PRODUCT NAME:	Cellulift
PRODUCT NO.:	MCO360
POWERED BY:	4 X 1.5V (AA batteries*) or DC 6V
ADAPTOR INPUT:	100~240V 50/60Hz
DC OUTPUT:	DC5V/ 500mA

* BATTERIES AND ADAPTOR ARE NOT INCLUDED

Note on batteries:



- Do not mix different types of batteries or an old battery with a new one. -To prevent the risk of battery leakage or explosions, never recharge the batteries, apply heat or take them apart.
- When not using batteries, remove them to prevent battery drain. If liquid leaks from the batteries, throw them away. Thoroughly clean the battery compartment with a dry cloth.

9. DISCLAIMER:

Cellulift System does not guarantee specific results for individuals who use Cellulift System due to many factors that can influence health & weight loss. Cellulift System is not intended to diagnose, treat, cure or prevent any disease, illness or medical condition. This is not a weight loss system. Individual results may vary. We make no warranties or guarantees that you will lose a specific amount of weight for a particular period of time. No individual result should be considered typical or guaranteed. The results of Cellulift may be temporary. This product has not been evaluated by the FDA. Patent Pending Applied.

Customer Service:

Phone: 516-723-9947

Email: Onlineorders2017@gmail.com

www.lgla.com



MCO360 (with big cup) Eng -1.4.2019

CELLULIFT

User Manual