



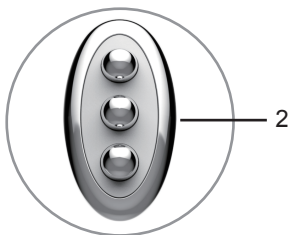
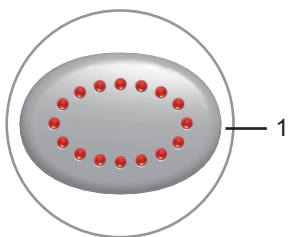
EMS & LED Facial Toning Therapy

**Meet LuminaNRG: 4 times the skin benefits, plus a bonus function!**

Aging skin needs special treatment. So does acne prone skin or complexions with excessive photo damage. LuminaNRG is like no skin care device or beauty treatment you've ever used. Using a non-invasive combination of light and micro-current technology, LuminaNRG targets fine lines, deep wrinkles, enlarges pores, and your blemishes will shrink and fade. Painless and easy to use, LuminaNRG will quickly help you achieve clear, beautiful, healthy looking skin all from the comfort of your home.


Clear your vanity of clutter, since LuminaNRG can be used on all skin types to diminish the look of lines, wrinkles, or acne, depending on our skins unique needs.





## PARTS

1. LED Treatment Head
2. EMS Treatment Head
3. LED Indicator Lights
4. LED Color Selector
5. EMS Intensity Selector
6. EMS Indicator Lights
7. Charging Socket
8. Charging Plug



## WHAT YOU NEED TO KNOW

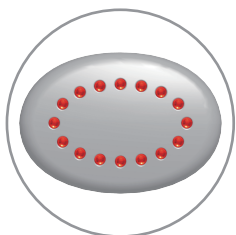
LuminaNRG is an FDA cleared 4-in-1 beauty device that used LED technology and EMS to deliver an array of skin benefits. One side features LED lights, while the other has full EMS function.

**LED Treatment:** LuminaNRG has 2 lights: red, blue, allows you to harness the power of all 2 colors simultaneously. This is perfect for those with more complicated complexions and multiple skin concerns.

**NOTE:** LED lights illuminate when contact with the skin is established.


**EMS Treatment:** The EMS (Electronic Muscle Stimulation) function can help rejuvenate the look and feel of wrinkles, aging, or sagging skin. While using EMS, an electric current stimulates specific muscles under the surface of facial skin. Your face will immediately feel more toned, while sagging areas look tighter.

### Light Emitting Diode Treatment (LED):



**THE RED LIGHT**(620-730 nm Wavelength)  
The red light penetrates 8-10mm. Best for fine lines and large pores.

The red light stimulates collagen, an essential protein necessary for maintaining healthy, soft and beautiful skin. Collagen production is boosted, while damaged tissue is repaired. Enlarged pores look smaller and less visible. Beauty note: You'll see the brightness more than feeling the heat of the lights.



**THE BLUE LIGHT**(430-450 nm Wavelength)  
The blue light penetrates 0.5mm. Best for acne-prone or sensitive skin.

The blue light acts as an anti-inflammatory and calms hypersensitive, blemish prone skin. Redness is minimized, while acne causing bacteria is diminished. You'll notice existing blemishes seem to immediately shrink, while skin stays breakout free for longer. Beauty note: The treatment is pain free and treats acne prone teenage skin, as well as adult-onset acne.



### EMS (GENTLE MICRO-CURRENT TREATMENT)

The micro-current therapy works by mimicking and gently accelerating the normal cell activity of skin which can slow down with age. Oxygen is more easily absorbed, damaged tissue is repaired and collagen production is increased.

#### Micro Current Activator:

Device comes packaged with a gel primer which acts as a microcurrent activator to prime skin for the EMS treatment and allows your device to glide easily and comfortably overskin. This gentle formula contains Organic

Aloe Vera Gel, Witch Hazel Extract and Vitamin B5 to soothe and protect skin. The facial gel primer is necessary first step before any microcurrent treatment to ensure your device delivers maximum microcurrent conductivity. Easy to apply, easy to wash off. Your skin will thank you.

### Electronic Muscle Stimulation (EMS):

EMS can help rejuvenate the look and feel of wrinkled, aging, or sagging skin. While using EMS an electric current stimulates specific muscles under the surface of the skin. Your face will immediately feel more toned, while sagging areas will look tighter.

How it works: Low-level electric currents are used to stimulate sagging skin, mimicking and gently accelerating the normal cell activity of skin which can slow down with age. Oxygen is more easily absorbed, damaged tissue is repaired, and collagen production is increased. While the effects are temporary, the visible results are almost immediate.

How often? With both the LED and EMS treatments, results are cumulative. So while it might be tempting to use often, for best results use LuminaNRG three times a week, for the first month. After you've completed your first month's treatment, use weekly for regular maintenance and long-lasting beauty results. You'll notice increased softening of lines, smoothing of skin, and increased overall glow after each treatment.





## LED Treatment Instructions

Cleanse your face gently so that it is free of oils, dirt, and makeup. This will allow the LuminaNRG device to penetrate your skin layers and provide you with maximum benefits.

- Switch device on and select the light source of your choice. Use one color to target a single concern, or the multi-color feature for skin that needs an extra boost. LEDs in LuminaNRGte when contact with the skin is established.
- For the Red or Green lights, just select the light and gently glide in an upward motion for 3 minutes per treatment area.
- For Blue therapy, you apply directly to the area you want to treat and hold it for 3 minutes. You can do this every day until you get your desired results.
- Unplug your device and clean with a damp cloth or paper towel. Be careful not to allow any moisture to penetrate the seams of the unit.
- Use the Clear Multicolor Treatment twice a week for maintenance.
- Place into base for charging until the next treatment. To best protect the delicate light technology always store in its holding base.



## EMS Treatment Instructions

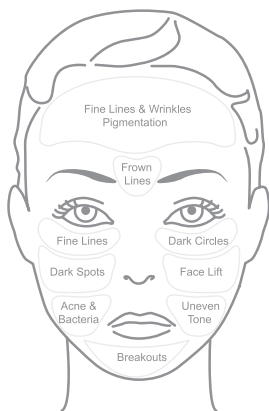
- Generously apply LuminaNRG Micro-Current Activator Gel to all treatment areas of your choice including cheeks, chin, T-zone, and forehead. This formula enhances the effect of the EMS function. Applying this primer to your skin will ensure your device delivers maximum micro-current conductivity.
- Set device to Level 1 and place on your skin by gliding upward for 30 seconds per treatment area. You can control the intensity by pressing the button. One light is lowest, 3 lights is highest. You will feel a slight tingle- that means its working!
- Gently clean off any remaining gel from your device with a clean soft cloth after every use.
- After you've completed your first months treatment, use weekly for regular maintenance to achieve long-lasting beauty results. You'll notice increased softening of lines, smoothing of skin, and an overall glow after each treatment.

## FOR BEST RESULTS:

- **Go Deep:** Concentration areas with the deepest wrinkles. Use slightly more pressure to create a gentle massaging sensation with a combined LED/EMS repeated massage treatment, using circular motions and paying special attention to deepest skin creases.

- **Exercise Eye Caution:** Do not use in immediate eye area and always keep eyes closed during treatment close to the eye area. Work in outward motions, starting at the deepest parts of the eye wrinkles, but no closer than the outer third of the eye area (never directly over your eyes, but rather near brow bone or above cheekbones).

- **None of that Lip:** Target deep marionette lines running from below your nostrils to your chin area as well as tiny wrinkles and frown lines near your lips. Never use LuminaNRG on the lips or eyes.



## LuminaNRG Micro-Current Activator Gel

LuminaNRG comes packaged with a gel primer which acts as a micro-current activator to prime skin for the EMS treatment and allows your device to glide easily and comfortably over skin. This gentle formula contains Organic Aloe Vera Gel, Witch Hazel Extract, and Vitamin B5 to soothe and protect the skin. The facial gel primer is a must first step before any micro-current treatment to ensure your device delivers maximum micro-current conductivity. Easy to apply, easy to wash off. Your skin will thank you.

For refills of the gel, please visit our website: <https://LuminaNRG.com/>

Micro Current Activator Ingredients:

Water, 1,2-Propanediol, Acrylic Acid Polymer, Caprylyl Glycol, Methylisothiazolinone, Cellulose Polymer.



## WARNINGS

- DO NOT use over swollen, infected, or inflamed areas or skin eruptions, e.g. phlebitis, thrombophlebitis, broken capillaries, varicose veins, etc.
- DO NOT use in the eye area (circular muscles within the orbital rim), on the templates, on the mid-line of the neck (bone of the neck), or in the breast or groin area.
- DO NOT apply stimulation across your chest as the introduction of electrical current into the chest may cause rhythmic disturbances to your heart, which could be fatal.
- DO NOT use while driving, operating machinery, or during any activity in which involuntary muscle contractions may put the user at undue risk of injury.
- Never operate this device if it is not working properly, if it has been dropped or damaged, or submerged in water.
- Never drop or insert any object into any openings on the device. Return the device for examination and repair if you believe that the device is not working properly.
- DO NOT use the device when it is charging.
- Use of controls or adjustments, or the performance of procedures other than those specified herein may result in injury.
- Keep all electrical appliances (including the device) away from water (including baths, showers, and sinks).
- If the device begins to overheat, turn off immediately.
- Stop using the device immediately if you suspect the device to be malfunctioning, electric shock occurs, fire or injury.
- There are no user- serviceable parts inside the device.
- Note: Disassembly voids the warranty.
- Use of accessories, DC charging adapter and cables other than those specific, with the exception of the DC charging adapter and cables sold by the manufacturer of the device as replacement parts of internal components, may result in increased emissions or decreased immunity of the system.

## IMPORTANT INFORMATION:

This device is designed for cosmetic use only and for individuals in good health. If this is not the case for you, please consult your doctor before use.

- If using the device caused any discomfort, discontinue use immediately.
- If you suspect that you had a negative reaction from using the device, consult your doctor immediately.
- If you have suspected or diagnosed heart disease, you should follow precautions recommended by your doctor.
- Caution should be used in the following situations: 1 for patients with suspected or diagnosed heart problems, 2 for patients with suspected or diagnosed epilepsy, 3 when there is a tendency to hemorrhage following acute trauma or fracture, 4 over areas of the skin which lack normal sensation.
- The long-term effects of stimulation are unknown. The safety of the mini device for use during pregnancy has not been established.
- A slight tingling sensation may occur while using the device. Lowering the intensity may reduce or eliminate this sensation.
- The device is intended for cosmetic use on the face. Any harmful consequence resulting from misuse, application to other body areas, connection to improper voltage sources, dirty conductive solution or any other improper applications is neither the responsibility of LuminaNRG nor its affiliates.
- Electronic monitoring equipment, such as ECG monitors and ECG alarms, may not operate properly when the device is in use.
- Do not store the device in the sun or on a hot surface. High temperatures may be damaging. The device should be operated, transported, and stored in the manner specified in this manual. Failure to use and maintain the device in accordance with the instruction in this manual will void the warranty.
- Only use the power adapter provided with this device.
- Do not scratch or damage the device.
- The device needs special precautions regarding EMC. Do not use near known sources of EMI such as CT scanners, RFID, security systems (e.g. metal detector or EAS), shortwave radios or microwave equipment. Note: Some sources of radio frequency emitters may not be visible to the user. If you experience unexpected behavior of the product

then it is possible some external electromagnetic interference is responsible. You should remove this source and restart the product to restore full operation.

- You should stop using the device and should consult with your physician if you experience adverse reactions from the device.
- Do NOT immerse the device unit in water or a dishwasher.
- DO NOT open or dismantle the housing of the unit, as there are no user serviceable parts inside.
- DO NOT drop or apply pressure to the outside of the unit since this may damage or weaken the bulb and other components.
- DO NOT use alcohol, benzene or other types of solvents to clean the unit, as such substances will weaken and/or permanently damage the components and materials used in the manufacturing of the unit. If necessary, use only mild dish washing soap with a damp cloth.

## Trouble Shooting

In the event that the device fails to perform as intended, the following notes will help to identify potential problems with the device and its setup.

Problem	Solution
Device turns off automatically	Maybe reach the set time or low power
Device cannot not turn on	Check and recharge batteries. Make sure contact points on device and charging stand are in contact and the device is properly seated within the charging stand.
Device shuts off in mid-treatment or only after few treatments	Check and recharge batteries.

## Disposal of Electrical and Electronic Equipment Waste (E-waste)

Disposal information for e-waste depends on the city you are in, as all regulations are local, to learn about recycling or disposal programs in your area search "E-waste recycling or disposal" online.

You can also contact your city directly or look into your local electronics store policy.

## Service

The LuminaNRG Evolution (Model: LuminaNRG Evolution) has no parts you can fix. Do not try to repair it. If the LuminaNRG Evolution requires service, please contact Heat In A Click LLC. All returned units to the manufacturer for repair, including Warranty repair and Out-Of-Warranty repair, must include the following:

During Warranty Period with proof of Purchase (store receipt)

RMA Number: Should your product become defective during the warranty period,

Call Heat In A Click's customer service team at 1(954)518-9777 to request an RMA number.

*Package the item securely and return it prepaid/insured – along with proof of purchase to:*

Heat In A Click LLC  
Warranty Repair Department  
1975 tigertail blvd Dania Florida 33034 USA

To insure prompt repair, provide complete, legible name, address and phone number information, RMA number and a note indicating the nature of the product defect and a copy of the original invoice issued for purchase of the unit. We will Repair or Replace (at our sole discretion) product at no charge. Ship unit to the manufacturer in the original container with all accessories and information as required above.

## Outside Warranty Period


Any damage caused by non-original packaging may render the warranty null and void. Any services to these units shall be performed only by a Service Technician certified by Heat In A Click LLC.

## Safety, EMC & Biocompatibility

- 1) This device is Class II equipment with type BF applied part. The light treatment attachment and electrical muscle stimulation treatment attachment were considered as one type BF applied part. It complies with Medical Electrical Safety Standards (IEC 60601-1, IEC 60601-2-10).
- 2) This device is also complied to Medical EMC Standard (IEC 60601-1-2).
- 3) All the user directly contracting materials for main device housing and output contacts in this device are biocompatible for its intended use. They are complied with biocompatibility standards ISO 10993-5 (Cytotoxicity) and ISO 10993-10 (Irritation and Sensitization).

Guidance and manufacturer's declaration – electromagnetic emissions		
The LuminaNRG Evolution (Model: LuminaNRG Evolution) is intended for use in the electromagnetic environment specified below. The customer or the user of the LuminaNRG Evolution (Model: LuminaNRG Evolution) should assure that it is used in such an environment.		
Emissions	Compliance	Electromagnetic environment-- guidance
RF emissions CISPR 11	Group 1	The LuminaNRG Evolution (Model: LuminaNRG Evolution) uses RF energy only for its internal function. Therefore, its RF emissions are very low and are not likely to cause any interference in nearby electronic equipment.
RF emissions CISPR 11	Class B	The LuminaNRG Evolution (Model: LuminaNRG Evolution) is suitable for use in all establishments, including domestic establishments and those directly connected to the public low-voltage power supply network that supplies buildings used for domestic purposes.
Harmonic emissions IEC 61000-3-2	Class A	
Voltage fluctuations/ flicker emissions IEC 61000-3-3	Not Applicable	

Guidance and manufacturer's declaration – electromagnetic immunity			
The LuminaNRG Evolution (Model: LuminaNRG Evolution) is intended for use in the electromagnetic environment specified below. The customer or the user of the LuminaNRG Evolution (Model: LuminaNRG Evolution) should assure that it is used in such an environment.			
Immunity test	IEC 60601 test level	Compliance level	Electromagnetic environment --guidance
Electrostatic discharge (ESD) IEC 61000-4-2	±6 kV contact ±8 kV air	±6 kV contact ±8 kV air	Floors should be wood, concrete or ceramic tile. If floors are covered with synthetic material, the relative humidity should be at least 30 %.
Electrical fast transient /burst IEC 61000-4-4	±2 kV for powersupply lines ±1 kV for input/output lines	Not Applicable	Mains power quality should be that of a typical commercial or hospital environment
Surge IEC 61000-4-5	± 1 kV line(s) and neutral	Not Applicable	Mains power quality should be that of a typical commercial or hospital environment.
Voltage dips, short interruptions and voltage variations on power supply input lines IEC 61000-4-11	<5 % UT (>95 % dip in UT) for 0,5 cycle 40 % UT(60 % dip in UT) for 5 cycles 70 % UT(30 % dip in UT) for 25 cycles <5 % UT (>95 % dip in UT) for 5s	Not Applicable	Mains power quality should be that of a typical commercial or hospital environment. If the user of the LuminaNRG Evolution (Model: LuminaNRG Evolution) requires continued operation during power mains interruptions, it is recommended that the LuminaNRG Evolution (Model: LuminaNRG Evolution) be powered from an uninterruptible power supply or a battery.
Power frequency (50/60 Hz) magnetic field IEC 61000-4-8	3 A/m	3 A/m	Power frequency magnetic fields should be at levels characteristic of a typical location in a typical commercial or hospital environment.
NOTE U <sub>T</sub> is the a.c. mains voltage prior to application of the test level			

Guidance and manufacturer's declaration – electromagnetic immunity			
The LuminaNRG Evolution (Model: LuminaNRG Evolution) is intended for use in the electromagnetic environment specified below. The customer or the user of the LuminaNRG Evolution (Model: LuminaNRG Evolution) should assure that it is used in such an environment.			
Immunity test	IEC 60601 test level	Compliance level	Electromagnetic environment – guidance
Conducted RF IEC 61000-4-6	3 Vrms 150 kHz to 80MHz	Not Applicable	Portable and mobile RF communications equipment should be used no closer to any part of the LuminaNRG Evolution (Model: LuminaNRG Evolution), including cables, than the recommended separation distance calculated from the equation applicable to the frequency of the transmitter. Recommended separation distance  $d = 1,2\sqrt{P}$ $d = 1,2\sqrt{P}$ 80 MHz to 800 MHz $d = 2,3\sqrt{P}$ 800 MHz to 2,5 GHz  Where P is the maximum output power rating of the transmitter in watts (W) according to the transmitter manufacturer and d is the recommended separation Distance in meters (m).  Field strengths from fixed RF transmitters, as determined by an electromagnetic site survey, a. should be less than the compliance level in each frequency range. b. Interference may occur in the vicinity of Equipment marked with the following symbol:  
Radiated RF IEC 61000-4-3	3 V/m 80 MHz to 2.5GHz	3 V/m	

NOTE 1 At 80 MHz and 800 MHz, the higher frequency range applies.

NOTE 2 These guidelines may not apply in all situations. Electromagnetic propagation is affected by absorption and reflection from structures, objects and people.

<p>a. Field strengths from fixed transmitters, such as base stations for radio (cellular/cordless) telephones and land mobile radios, amateur radio, AM and FM radio broadcast and TV broadcast cannot be predicted theoretically with accuracy. To assess the electromagnetic environment due to fixed RF transmitters, an electromagnetic site survey should be considered. If the measured field strength in the location in which the LuminaNRG Evolution (Model: LuminaNRG Evolution) is used exceeds the applicable RF compliance level above, the LuminaNRG Evolution (Model: LuminaNRG Evolution) should be observed to verify normal operation. If abnormal performance is observed, additional measures may be necessary, such as re-orienting or relocating the LuminaNRG Evolution (Model: LuminaNRG Evolution).</p> <p>b. Over the frequency range 150 kHz to 80 MHz, field strengths should be less than 3 V/m.</p>
---

Recommended separation distances between portable and mobile RF communications equipment and the Model LuminaNRG			
The LuminaNRG Evolution (Model: LuminaNRG Evolution) is intended for use in an electromagnetic environment in which radiated RF disturbances are control RGB. The customer or the user of the LuminaNRG Evolution (Model: LuminaNRG Evolution) can help prevent electromagnetic interference by maintaining a minimum distance between portable and mobile RF communications equipment (transmitters) and the LuminaNRG Evolution (Model: LuminaNRG Evolution) as recommended below, according to the maximum output power of the communications equipment.			
Rated maximum output power of transmitter (W)	Separation distance according to frequency of transmitter (m)		
	150 kHz to 80 MHz $d = 1,2\sqrt{P}$	80 MHz to 800 MHz $d = 1,2\sqrt{P}$	800 MHz to 2.5 GHz $d = 2,3\sqrt{P}$
0.01	0.12	0.12	0.23
0.1	0.38	0.38	0.73
1	1.2	1.2	2.3
10	3.8	3.8	7.3
100	12	12	23
<p>For transmitters rated at a maximum output power not listed above, the recommended separation distance d in meters (m) can be estimated using the equation applicable to the frequency of the transmitter, where P is the maximum output power rating of the transmitter in watts (W) according to the transmitter manufacturer.</p> <p>NOTE1 At 80 MHz and 800 MHz, the separation distance for the higher frequency range applies.</p> <p>NOTE2 These guidelines may not apply in all situations. Electromagnetic propagation is affected by absorption and reflection from structures, objects and people.</p>			

## Product Information

### Specification

Basic Unit Specification	
Power Supply	DC, 3.7V, 2200mAh
DC Charging Adaptor	AC100-240V 50Hz/60Hz 0.5A
Method of Line current Isolation	Type BF Applied Part (The light treatment attachment and electrical muscle stimulation treatment attachment were considered as one type BF applied part)
Main Unit Weight	266g
Dimensions of device	41.8*49.1*224.2mm
Charger base	89.7*129.0*53.2mm
Housing Materials of main unit	ABS & Aluminium alloy
Indicator	EMS Mode intensity Indicator lights, Photon Mode working indicator lights, Photon Mode Indicator lights, Charging Indicator
Operation Environment	Temperature: 5 ~ 40°C Relative Humidity: ≤70% RH (But not requiring a water vapour Partial pressure greater than 50 hPa) Barometric Pressure: 86~106 kPa
Storage & Transportation Environment	Temperature: -10 ~55°C Relative Humidity: ≤80% RH (But not requiring a water vapour Partial pressure greater than 50 hPa) Barometric Pressure: 50~106 kPa
EMS Mode Specification	
Number of Output channels	1
Output Intensity Level	3
Waveform and Shape	Pulsed Biphasic, Modulated Square
Basic Pulse Duration	60ms
Pulse Frequency	8.33Hz
Maximum Output Voltage (+/- 10%)	0.254V @ 500Ω 1.04V @ 2kΩ
Maximum Output Current (+/- 10%)	0.508mA @ 500Ω 0.52mA @ 2kΩ
Net Charge (per pulse)	60.98uC@500Ω
Maximum Current Density	0.627mA/cm2@500Ω (The Minimum Electrode Size: 0.81cm²)

Time Range	5 minutes
Photon Mode Specification	
Wavelengths	Red RGB Light ( 620 - 730 nm Wavelength ), Blue RGB Light ( 430 - 450 nm Wavelength ),
Heat Temperature Range	41 °C±2 °C
Energy	Red RGB Light (3.03X10-3 W.m-2.sr-1), Blue RGB Light ( 4.1 W.m-2.sr-1 ),
Irradiance source	16 RGB lights

### Label & Symbols

**LuminaNRG Evolution**  
 Model: LuminaNRG Evolution  
 Electrical source:DC 3.7V 2200mAh

The Maximum Output no-load Voltage: 30V  
 The emitted wavelength range:  
 Red Light(620-730 nm Wavelength),(3.03X10<sup>-3</sup>W.m<sup>-2</sup>.sr<sup>-1</sup>)  
 Green Light(525-550 nm Wavelength),(0.106 W.m<sup>-2</sup>.sr<sup>-1</sup>)  
 Blue Light(430-450 nm Wavelength),( 4.1W.m<sup>-2</sup>.sr<sup>-1</sup>)  
 White Light(430-730 nm Wavelength),(4.7 W.m<sup>-2</sup>.sr<sup>-1</sup>)









Risk Group:  
 Exempt Group classified by IEC/EN60601-2-57:2011,Medical electrical equipment-Part2-57:Particular requirements for the basic safety and essential performance of non-laser light source equipment intended for therapeutic,diagnostic,monitoring and cosmetic/aesthetic use

**Heat In A Click LLC**  
 1975 Tigertail Blvd,Dania,Florida,33004,United States.

**EC REP** Weikang Ltd  
 Suite B, 20 Harley Street  
 London, W1G 9QR, U.K.

**LuminaNRG Evolution**

S/N: 1612300001-3000  
 LOT: 20161230

No.	Symbols	Description
		Indicates the Authorized representative in the European Community.
		Manufacturer
		Protection against ingress of solids, it means the volume of the solids should less than 12mm. Protection against ingress of water, it means the device could protected against vertical falling water drop 15°.
		"WEEE (Waste Electrical and Electronic Equipment)". The waste products should be hand RGB legally.
		CONSULT INSTRUCTIONS FOR USE.
		Type BF Applied Part
		Symbol for "SERIAL NUMBER". This symbol shall be accompanied by the manufacturer's serial number.
		Batch code

## 9 Manufacturer Information



Company Name: Heat In A Click LLC  
Address: 1975 tigertail blvd Dania Florida 33004 USA  
Phone: 1(954)518-9777  
Fax No.: 1(954)320-7984

Designed in USA  
Copyright © 2016, 2 Face/Face Evolution  
Utility and Design patents pending

This product is brought to you by:  
**LuminaNRG Evolution ®**

**Heat In A Click LLC**  
**Address: 1975 tigertail blvd Dania Florida 33004 USA**

Phone: 1(954)518-9777  
Fax No.: 1(954)320-7984  
E-mail: info@LuminaNRG.com

## Certificate of Quality Warranty Card

Product Model LuminaNRG	Product Name EMS & LED Facial Toning Therapy
Date of Purchase	Purchase Location
Retailer's Name	Retailer Telephone Number
Retailer's Address	
Problems of the Product	