



The ROVER by Striker Concepts is designed to be your primary mobile task light in the garage, campsite, or worksite. Boasting 1200 lumens from the latest C.O.B. LED technology, the Rover has the power to illuminate the darkest areas. The Rover stands out among mobile task lights by offering a variable lens design. With this unique lens, users can select from ultra wide-angle flood lighting, or more focused area light. Surrounded by a steel exoskeleton, and powered by dual lithium-ion rechargeable batteries, it's ready for your next excursion.

### **SPECIFICATIONS**

Model # 00173

Weight: 1.03 lb (465g)

Dimensions: 5.9" x 3.3" x 4"

(149 mm x 109 mm x 102 mm)

Light Output: 1200 Lumens

### **FEATURES**

Adjustable Lens

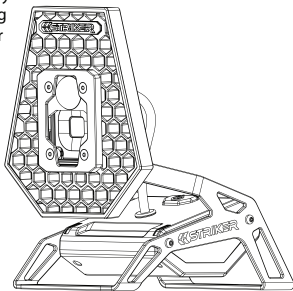
LED Technology

USB Rechargeable

Adjustable Aluminum Head

Steel ExoSkeleton

4 Modes: High / Low / SOS / Strobe



### **SAFETY**

- **WARNING:** This product contains high intensity LED devices. To prevent permanent eye damage, do not stare into the light beam at close range.
- To prevent battery damage use power charger with output of 1A to 2A to charge the ROVER.



**QUESTIONS?** Before returning to your retailer, call our customer service department at 704-658-9332, 8 a.m. - 5 p.m. ET, Monday - Friday or email us at [info@strikerconcepts.com](mailto:info@strikerconcepts.com)



**Included:** (1x) Rover, (1x) Micro-USB cable, (1x) Instructions 1 Year warranty

Troutman, NC | 704-658-9332 | [info@strikerconcepts.com](mailto:info@strikerconcepts.com) | [StrikerConcepts.com](http://StrikerConcepts.com)



## OPERATION

### TURNING ON/OFF

Press power button located on top of main body to turn light on and to cycle through modes: High > Low > SOS > Strobe > Off

### CHARGING

1) Plug the micro-USB cable into the micro-USB port of the ROVER 2) plug the other end of the cable into a USB wall charger\*, USB car charger\*, or any other USB charging device\* (such as a computer). \*Not included. \*Charger output of 1A to 2A is recommended to charge the ROVER. To prevent battery damage charger output should NOT exceed 2A.

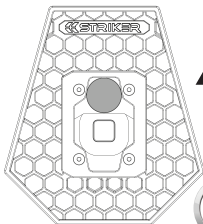
-- Power button blinks while charging then solid glow when fully charged.

*\*\*Please recharge a stored unit every four months to maintain optimum performance of the lithium-ion battery and maximize charging levels. Damage to unmaintained battery is not covered by warranty.*

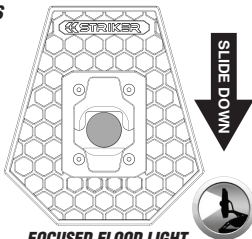


Model # 00173

### DUAL POSITION LENS



**ULTRA WIDE FLOOD LIGHT**



**FOCUSED FLOOD LIGHT**

