

SHARPER IMAGE®

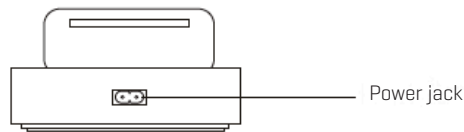
8 DEVICE QUICK CHARGING STATION

Item No. 206370

User Guide



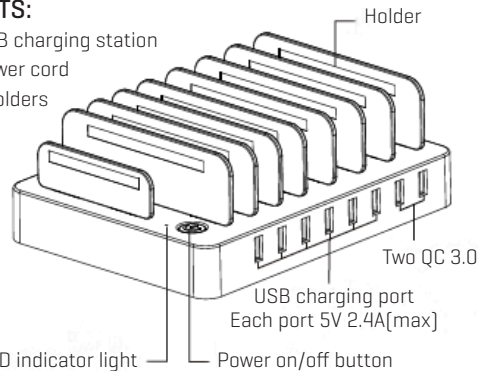
Thank you for purchasing the Sharper Image 8 Device Quick Charging Station. Please read this guide carefully and keep for future reference.



Power jack

CONTENTS:

- 1 USB charging station
- 1 Power cord
- 10 holders



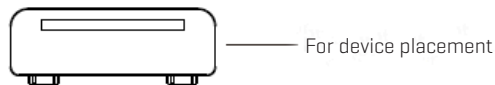
Holder

Two QC 3.0

USB charging port
Each port 5V 2.4A[max]

LED indicator light

Power on/off button



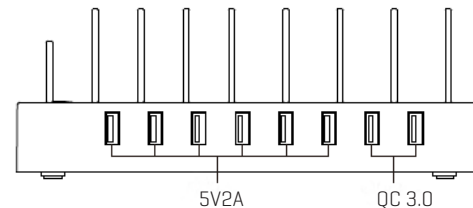
For device placement



For device placement



For watching video



5V2A

QC 3.0

FEATURES:

- Detachable holders can easily adjust the distance
- Charge 8 devices via a single outlet [6 ports with maximum current 2A, 2 ports with QC 3.0]
- Built-in smart charging chipset
- Surge protection for each interface
- Low operating temperature

SPECIFICATIONS:

- Input: AC100-240V/50-60HZ
- Output: USB: DC 5V/12A Max [Total Output Capacity]
QC3.0: DC 3.6-6.5V/3A, 6.5-9V/2A, 9V-12V/1.5A
- Power supply: 96W
- Product size: L188*W138*H28mm
- Product weight: 505g [includes holders]
- Packing weight: 759g
- Packing size: L205*W205*H50mm

NOTE:

Two QC3.0 ports supported
QX3.0/FCP/TypeC/PE+2.0/BC1.2/Apple/Samsung

Qualcomm Quick Charge 3.0 technology ensures faster charging efficiency by up to 80% in 35 minutes — 4X faster than conventional chargers. Backwards compatibility QC 1.0 and 2.0 technology.

SmartID technology: Recognizes the electronic device and maximizes charging efficiency. Delivers faster charging.

COMPATIBLE DEVICES:

18W Quick Charge 3.0 Ports [Max 3A Output]

Samsung Galaxy S7 S6 / Edge / Edge Plus, Note 5 / Note 4 / Edge

Google Nexus 6

Motorola Droid Turbo / Moto X 2014Z4

Sony Xperia Z4 / Z4 Tablet, Z3 / Z3 Compact / Z3 Tablet Compact / LG G4 / LG G Flex2 / LG V10

HTC One A9 / M9 / M8, HTC Desire Eye, HTC One remix

Xiaomi Mi3, Mi4, Mi Note, and more

Asus Zenfone 2,ZTE Axon Pro,Yota Phone 2

Samsung Fast Charge Qi Wireless Charging Pad,HUAWEI MATE8/MATE9/P9/HONOR V8/V9

10W USB Port [Max 2.4A Output]:

For iOS, Android or Windows smartphones/tablets, such as iPhones and iPads. Supports brands and technology such as Samsung, Nokia, Sony, Blackberry, LG, HTC, Power Bank, Bluetooth Speaker & Headsets and more.

INSTRUCTIONS:

1. Remove the power cord and holders from the box
2. Plug one end of the power cord into the device
3. Install holder[s], depending on the size of the device[s]
4. Plug in the other end of the power cord into an AC outlet
5. Turn on the power switch [the indicator light should now be on]
6. Charge the device via the USB charging cable

WARNINGS:

- Please check that the supply voltage is between 100-240V before use
- This product cannot work in humid, high temperature environments
- Stop using the device immediately if it exhibits any issues
- Do not replace parts
- Keep away from children

CUSTOMER SERVICE / WARRANTY

Sharper Image branded items purchased from SharperImage.com include a 1-year limited replacement warranty. If you have any questions not covered in this guide, please call our Customer Service department at 1 (877) 210-3449. Customer Service agents are available Monday through Friday, 9:00 a.m. to 6:00 p.m. ET.

SHARPER IMAGE®

The SHARPER IMAGE® name and logo are registered trademarks.

©Sharper Image. All Rights Reserved.